



2023


Our passion for fishing is obvious ...






EVERYONE AT PHOENIX HAS A PASSION FOR BASS FISHING

From our President, to our salesmen, to our craftsmen who build the boats, we all live to fish. Whether it is Bassmaster events and weekend tournaments or spending time fishing with our family and friends, we truly love the sport. This passion has shaped our lives and it has likewise brought about many of the fishing features that you see on the Phoenix today. Our goal is to make every boat that goes out our door the best fishing platform it can be, in both design and construction, for our customers. We love to fish as much as anyone and we believe it shows in every boat we build.



Gary Clouse, President, Phoenix Boats, Bassmaster Elite Series Pro


Better Materials. Better Craftsmanship.



A.




B.



C.



D.



Better Boats.



A HIGH QUALITY BOAT CANNOT BE BUILT WITHOUT HIGH QUALITY MATERIALS.

At Phoenix, we buy the best raw materials and components available. High quality resins, knit-type fiberglass cloths (A and B), and Plexus brand adhesives to bond the stringer (C), Coosa Composite in our transom (D), and Trevira cloths for superior screw retention are the materials that make Phoenix different than others. Before you choose a boat, you owe it to yourself to compare the complete package of quality materials, craftsmanship, fishability and performance. We believe it will be hard to find a better choice!

21 PHX



Dual Unit Dash Shroud



Fiberglass Dual Unit Bow Shroud



Day Box W/Drop in Tray

A WHOLE NEW LEVEL OF PERFORMANCE & FISHABILITY

The deck layout includes a massive center storage box with built in rod storage to ensure anglers maximum efficiency on the water. We have included a day box in front of the driver's console to allow for quick access to your favorite baits. The all new driver's console and bow shroud have been designed to accommodate larger graphs flush mounted. All of these new features built on the foundation that Elite level anglers have come to know and trust equals the finest fishing platform available today.



T-14 Wheels

21 PHX


STANDARD FEATURES

- Fiberglass Dash Shroud
- Fiberglass Step Up Box Ring
- Sliding Tackle Storage
- Fiberglass Switch Shroud
- Fiberglass Bow Shroud
- All Composite Construction Including Transom And Stringers
- Hydraulic Tilt Steering
- Custom Steering Wheel
- 12" Adjustable Jack Plate
- Trim At The Helm
- Hot Foot Throttle With Adjustable Slide
- Lowrance Live HDS 12 Flush In Console
- Lowrance Live HDS 9 Flush In Bow
- Lowrance NMEA Harness W/ Point 1 Antenna
- Lowrance 2-1 Active Image Transducer
- Lowrance Ethernet Cable
- Passenger Side Rod Box / Ramp
- Recessed Trolling Motor Foot Pedal
- Auxiliary Power Outlet
- USB Power Outlet
- Passenger Grab Handle And Foot Rest/Brace
- Rod Buckles
- LED Courtesy Lights
- LED Compartment Lights
- Snake Light
- Port Side Rod Organizer
- Stainless Phoenix Logo Package
- Console Storage Box W/ Cup Holders
- Slam Latch On Step Up Box Lid
- 1 Fold Down Seat / 1 Bike Seat And Power Pro Pole

- Custom Cover
- Day Box In Front Of Drivers Console W/ Drop In Tray
- Center Rod Storage
- Pro-Tech Padded Deck
- Phoenix Culling System
- Phoenix Integrated Wiring System
- Under Seat Net Storage
- Drop In Rear Trays
- LED Navigation Lights
- Stainless Steel Lid Assist
- Minn Kota Fortrex 112 36v 45"
- 4 X 10 Battery Charger
- Livewell Recirculation System
- Livewell Pump Out System
- LED Livewell Lights
- Two 1100 Gph Auto Bilge Pumps
- Stainless Steel Pull Up Cleats
- Stainless Slam Latches
- Stainless Trim On Tool Holder

TRAILER

- Tandem Axle Trailer W/Disc Brakes
- Channel Frame
- Fulton F2 Jack and Winch
- Gator Hyde Finish
- Aluminum Step Pads
- T-14 Wheels W/Radial Tires
- Ratchet Tie Downs
- Lazer Cut "Phoenix" Step Pads
- OEM Grade Vault Hybrid Lubrication System
- Bow Step Pads
- Swing Tongue
- Matching Spare
- LED Trailer Lights



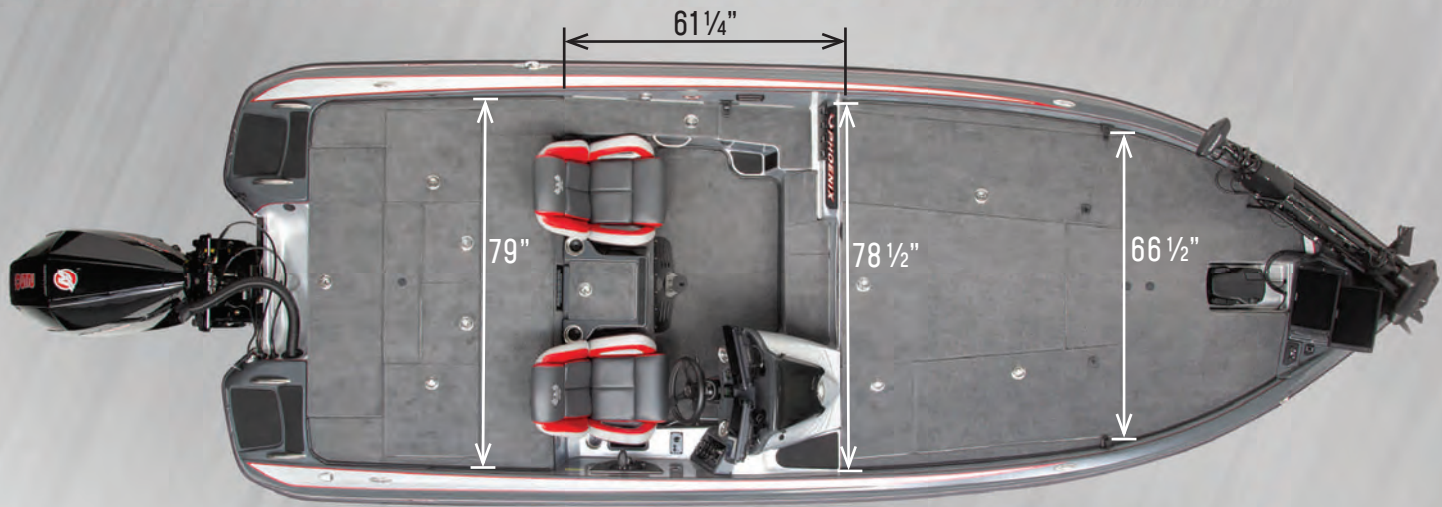
Culling System

Slam Latch on
Step-Up Console

Optional
Heated Seats

Fiberglass
Dash Shroud


LENGTH 21'6"	APPROXIMATE LENGTH ON TRAILER 25'* W/ TONGUE FOLDED AND MERCURY MOTOR IN DOWN POSITION <small>* LENGTH MAY VARY WITH OPTIONS</small>	FUEL CAPACITY 50 GAL	MAX HP 200-250HP
BEAM 96"		WEIGHT (APPROX) 1950 LBS	LIVWELL CAP 44 GAL.



Fiberglass
Step Up Box Ring

Sliding Tackle
System Standard

Port Side
Rod Organizer



Day Box
W/ Drop in Tray

"My 21 PHX is the Smoothest Boat I have ever fished out of. It gives me a distinct fishing advantage over the other guys when I'm out hunting for five big ones."

-GERALD SWINDLE, Bassmaster Elite Series Tour, Bassmaster Classic Qualifier
and Two Time Angler of the Year Winner



20 PHX



Fiberglass Dash Shroud



Foam Lure Holder



Fiberglass Step Up Console

IT TAKES PASSION TO PRODUCE THE FINEST FISHING PLATFORM AVAILABLE

The 20 PHX is based on the same platform of the 21 PHX that professional anglers trust to get them through the roughest of conditions. It offers the same deck layout as the larger platform with the massive center tackle storage box and incorporated center rod storage along with the day box built in to the front deck. The bow shroud is offset for better graph visibility and to accommodate larger flush mount units. All of these features combined with the shorter platform offer you the best in rough water ride and the ability to get you to the secret fishing spot a little quicker.



18" Chrome Warrior Wheels

20 PHX

STANDARD FEATURES

- Fiberglass Dash Shroud
- Fiberglass Step Up Box Ring
- Sliding Tackle Storage
- Fiberglass Switch Shroud
- Fiberglass Bow Shroud
- All Composite Construction Including Transom And Stringers
- Hydraulic Tilt Steering
- Custom Steering Wheel
- 10" Adjustable Jack Plate
- Trim At The Helm
- Hot Foot Throttle With Adjustable Slide
- Lowrance Live HDS 12 Flush In Console
- Lowrance Live HDS 9 Flush In Bow
- Lowrance Nmea Harness W/ Point 1 Antenna
- Lowrance 2-1 Active Image Transducer
- Lowrance Ethernet Cable
- Passenger Side Rod Box / Ramp
- Recessed Trolling Motor Foot Pedal
- Auxiliary Power Outlet
- USB Power Outlet
- Passenger Grab Handle And Foot Rest/Brace
- Rod Buckles
- LED Courtesy Lights
- LED Compartment Lights
- Snake Light
- Port Side Rod Organizer
- Stainless Phoenix Logo Package
- Console Storage Box W/ Cup Holders
- Slam Latch On Step Up Box Lid
- 1 Fold Down Seat / 1 Bike Seat And Power Pro Pole

- Custom Cover
- Day Box In Front Of Drivers Console W/ Drop In Tray
- Center Rod Storage
- Pro-Tech Padded Deck
- Phoenix Culling System
- Phoenix Integrated Wiring System
- Under Seat Net Storage
- Drop In Rear Trays
- LED Navigation Lights
- Stainless Steel Lid Assist
- Minn Kota Fortrex 112 36v 45"
- 4 X 10 Battery Charger
- Livewell Recirculation System
- Livewell Pump Out System
- LED Livewell Lights
- Two 1100 Gph Auto Bilge Pumps
- Stainless Steel Pull Up Cleats
- Stainless Slam Latches
- Stainless Trim On Tool Holder

TRAILER

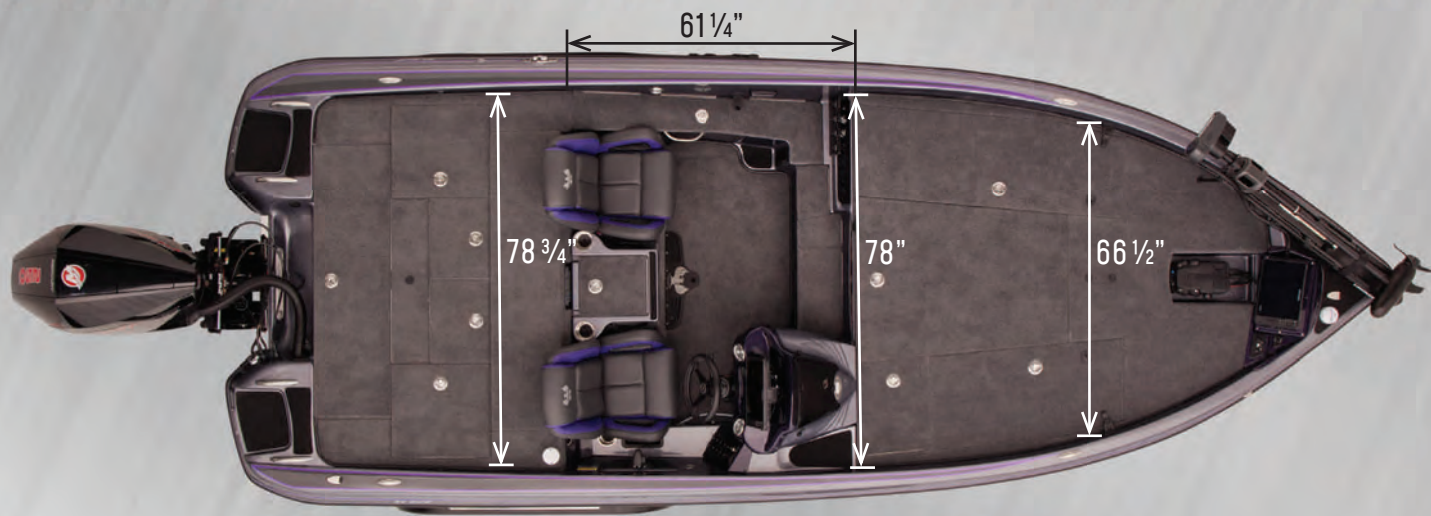
- Tandem Axle Trailer W/Disc Brakes
- Channel Frame
- Fulton F2 Jack and Winch
- Gator Hyde Finish
- Aluminum Step Pads
- T-14 Wheels W/Radial Tires
- Ratchet Tie Downs
- Lazer Cut "Phoenix" Step Pads
- Oem Grade Vault Hybrid Lubrication System
- Bow Step Pads
- Swing Tongue
- Matching Spare
- LED Trailer Lights



Culling System

Fiberglass
Dash Shroud

LENGTH 20'6"	APPROXIMATE LENGTH ON TRAILER 24'* W/ TONGUE FOLDED AND MERCURY MOTOR IN DOWN POSITION <small>* LENGTH MAY VARY WITH OPTIONS</small>	FUEL CAPACITY 50 GAL	MAX HP 200-250HP
BEAM 96"		WEIGHT (APPROX) 1950 LBS	LIVEWELL CAP 44 GAL.




Fiberglass
Step Up Box Ring

Port Side
Rod Organizer

Sliding Tackle
System Standard

Fiberglass
Bow Shroud



"The ride in my 20 PHX is incredible on big water but still nimble enough for when I go after them shallow. It truly is the best of both worlds and fits my fishing style perfectly."

—BROCK MOSLEY, Bassmaster Elite Series Tour and Bassmaster Classic Qualifier



19 PHX



Fiberglass Bow Shroud



Day Box W/Drop in Tray



Portside Rod Storage

BUILT TO RUN / DESIGNED TO FISH

The 19 PHX is based along the same platform and deck layout of the 20 and 21 PHX, that touring pros and weekend warriors have trusted to handle whatever nature has thrown at them. Utilizing the same slam style latches as the other PHX models and all of the same fishing features it is a truly a tournament platform on a smaller scale. The drivers console and cockpit are mirrored after the bigger models to give you plenty of space and comfort as you drive to the next honey hole.



T-14 Wheels Standard

19 PHX


STANDARD FEATURES

- Fiberglass Dash Shroud
- Fiberglass Step Up Box Ring
- Sliding Tackle Storage
- Fiberglass Switch Shroud
- Fiberglass Bow Shroud
- All Composite Construction Including Transom And Stringers
- Hydraulic Tilt Steering
- Custom Steering Wheel
- 10" Adjustable Jack Plate
- Trim At The Helm
- Hot Foot Throttle With Adjustable Slide
- Lowrance Live Hds 12 Flush In Console
- Lowrance Live Hds 9 Flush In Bow
- Lowrance Nmea Harness W/ Point 1 Antenna
- Lowrance 2-1 Active Image Transducer
- Lowrance Ethernet Cable
- Passenger Side Rod Box / Ramp
- Recessed Trolling Motor Foot Pedal
- Auxiliary Power Outlet
- USB Power Outlet
- Passenger Grab Handle And Foot Rest/Brace
- Rod Buckles
- LED Courtesy Lights
- LED Compartment Lights
- Snake Light
- Port Side Rod Organizer
- Stainless Phoenix Logo Package
- Console Storage Box W/ Cup Holders
- Slam Latch On Step Up Box Lid


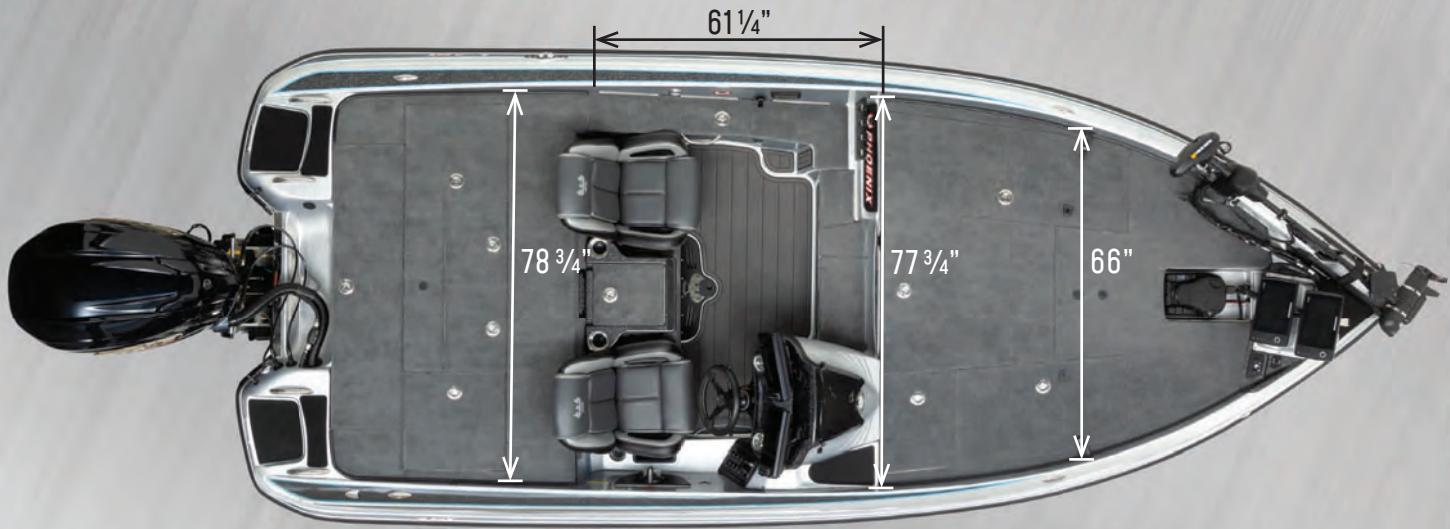
- 1 Fold Down Seat / 1 Bike Seat And Power Pro Pole
- Custom Cover
- Day Box In Front Of Drivers Console W/ Drop In Tray
- Pro-Tech Padded Deck
- Phoenix Culling System
- Phoenix Integrated Wiring System
- Under Seat Net Storage
- Drop In Rear Trays
- LED Navigation Lights
- Stainless Steel Lid Assist
- Minn Kota Fortrex 80 24v 45"
- 3 X 10 Battery Charger
- Livewell Recirculation System
- Livewell Pump Out System
- LED Livewell Lights
- Two 1100 Gph Auto Bilge Pumps
- Stainless Steel Pull Up Cleats
- Stainless Slam Latches
- Stainless Trim On Tool Holder

TRAILER

- Tandem Axle Trailer W/Disc Brakes
- Channel Frame
- Fulton F2 Jack and Winch
- Gator Hyde Finish
- Aluminum Step Pads
- T-14 Wheels W/Radial Tires
- Ratchet Tie Downs
- Lazer Cut "Phoenix" Step Pads
- Oem Grade Vault Hybrid Lubrication System
- Bow Step Pads
- Swing Tongue
- Matching Spare
- LED Trailer Lights



LENGTH 19'8"	APPROXIMATE LENGTH ON TRAILER 23'* W/ TONGUE FOLDED AND MERCURY MOTOR IN DOWN POSITION <small>* LENGTH MAY VARY WITH OPTIONS</small>	FUEL CAPACITY 43 GAL	MAX HP 200-225HP
BEAM 96"		WEIGHT (APPROX) 1800 LBS	LIVEWELL CAP 40 GAL.



921 Elite



Optional Dual Unit Dash Shroud



Optional Built in Bow Lights



Optional Fiberglass Dual Stock Shroud

BUILT FROM A CONTINUOUS PURSUIT OF EXCELLENCE

The 921 ELITE is a hybrid of all things desired by our anglers. From the speed of our Pro XP series to the fisherman friendly layout of our PHX series and the raised deck height of our 721 comes the ELITE. The industry changing bow area allows for large graphs to be flush mounted or multiple units to be stacked. We offer an all fiberglass bow insert for using the latest in forward looking sonar technology on standalone units. The ELITE series is designed around simplistic functionality to allow our anglers to be more efficient with their time on the water.



T-14 Wheels

921 Elite


STANDARD FEATURES

- All Composite Construction Including Transom And Stringers
- Hydraulic Tilt Steering
- Custom Steering Wheel
- 12" Adjustable Jack Plate
- Trim At The Helm
- Hot Foot Throttle With Adjustable Slide
- Lowrance Live HDS 9 Flush In Console
- Lowrance Live HDS 9 Flush In Bow
- Lowrance NMEA Harness W/ Point 1 Antenna
- Lowrance 2-1 Active Image Transducer
- Lowrance Ethernet Cable
- Passenger Side Rod Box / Ramp
- Recessed Trolling Motor Foot Pedal
- Auxiliary Power Outlet
- USB Power Outlet
- Passenger Grab Handle And Foot Rest/Brace
- Rod Buckles
- LED Courtesy Lights
- LED Compartment Lights
- Snake Light
- Port Side Rod Organizer
- Stainless Phoenix Logo Package
- Console Storage Box W/ Cup Holders
- 1 Fold Down Seat / 1 Bike Seat And Power Pro Pole
- Custom Cover



- Day Box In Front Of Drivers Console W/ Drop In Tray
- Pro-Tech Padded Deck
- Phoenix Culling System
- Phoenix Integrated Wiring System
- Under Seat Net Storage
- Drop In Rear Trays
- LED Navigation Lights
- Stainless Steel Lid Assist
- Minn Kota Fortrex 112 36v 45"
- 4 X 10 Battery Charger
- Livewell Recirculation System
- Livewell Pump Out System
- LED Livewell Lights
- Two 1100 GPH Auto Bilge Pumps
- Stainless Steel Pull Up Cleats
- Stainless Slam Latches
- Stainless Trim On Tool Holder

TRAILER

- Tandem Axle Trailer W/Disc Brakes
- Channel Frame
- Fulton F2 Jack and Winch
- Gator Hyde Finish
- Aluminum Step Pads
- Velocity Wheels W/Radial Tires
- Ratchet Tie Downs
- Lazer Cut "Phoenix" Step Pads
- OEM Grade Vault Hybrid Lubrication System
- Bow Step Pads
- Swing Tongue
- Matching Spare
- LED Trailer Lights



LENGTH 21'6"	APPROXIMATE LENGTH ON TRAILER 25'* W/ TONGUE FOLDED AND MERCURY MOTOR IN DOWN POSITION <small>* LENGTH MAY VARY WITH OPTIONS</small>	FUEL CAPACITY 50 GAL	MAX HP 200-250 HP
BEAM 96"		WEIGHT (APPROX) 1950 LBS	LIVEWELL CAP 44 GAL.



920 Elite



Optional Fiberglass Dual Unit Bow Shroud



Day Box W/Drop in Tray



Velocity Wheels Standard

YOU ASKED FOR IT—WE ANSWERED

The 920 ELITE comes from the same continued pursuit of excellence as her big brother the 921 ELITE. From the forward trim buttons that are large stomp units to the large tackle storage and day box configuration she is built to fish. Whether it is a simple day on the water with family and friends or the clock is ticking on game day.



Velocity Wheels Standard

920 Elite


STANDARD FEATURES

- All Composite Construction Including Transom And Stringers
- Hydraulic Tilt Steering
- Custom Steering Wheel
- 10" Adjustable Jack Plate
- Trim At The Helm
- Hot Foot Throttle With Adjustable Slide
- Lowrance Live Hds 9 Flush In Console
- Lowrance Live Hds 9 Flush In Bow
- Lowrance Nmea Harness W/ Point 1 Antenna
- Lowrance 2-1 Active Image Transducer
- Lowrance Ethernet Cable
- Passenger Side Rod Box / Ramp
- Recessed Trolling Motor Foot Pedal
- Auxiliary Power Outlet
- USB Power Outlet
- Passenger Grab Handle And Foot Rest/Brace
- Rod Buckles
- LED Courtesy Lights
- LED Compartment Lights
- Snake Light
- Port Side Rod Organizer
- Stainless Phoenix Logo Package
- Console Storage Box W/ Cup Holders
- 1 Fold Down Seat / 1 Bike Seat And Power Pro Pole
- Custom Cover


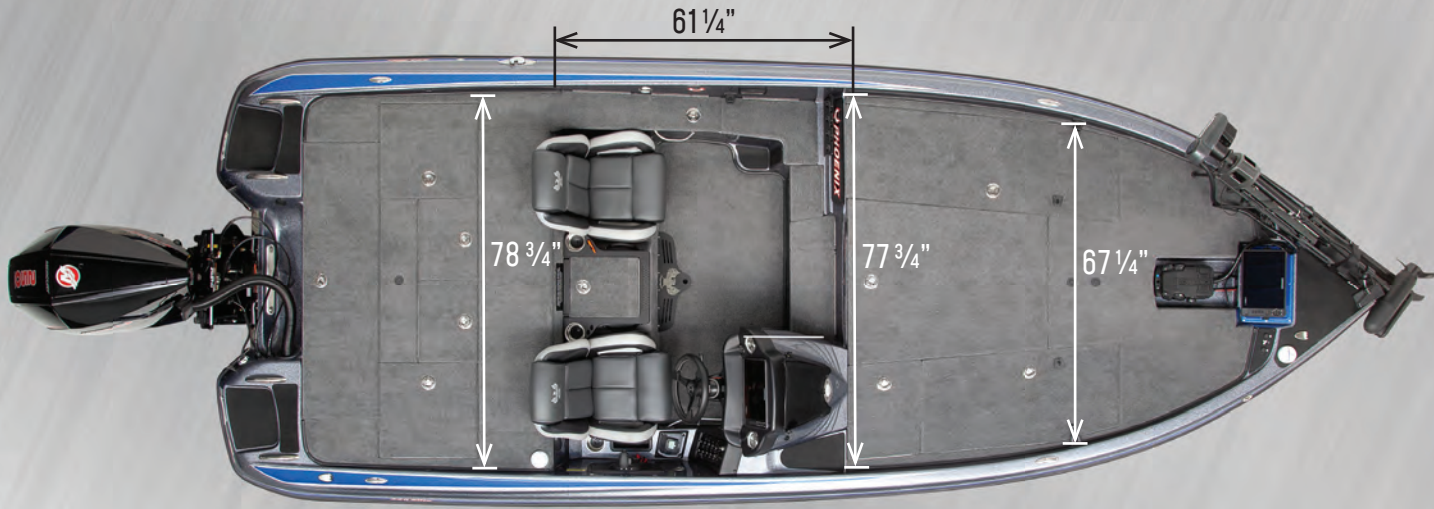
- Day Box In Front Of Drivers Console W/ Drop In Tray
- Pro-Tech Padded Deck
- Phoenix Culling System
- Phoenix Integrated Wiring System
- Under Seat Net Storage
- Drop In Rear Trays
- LED Navigation Lights
- Stainless Steel Lid Assist
- Minn Kota Fortrex 112 36v 45"
- 4 X 10 Battery Charger
- Livewell Recirculation System
- Livewell Pump Out System
- LED Livewell Lights
- Two 1100 Gph Auto Bilge Pumps
- Stainless Steel Pull Up Cleats
- Stainless Slam Latches
- Stainless Trim On Tool Holder

TRAILER

- Tandem Axle Trailer W/Disc Brakes
- Channel Frame
- Fulton F2 Jack and Winch
- Gator Hyde Finish
- Aluminum Step Pads
- Velocity Wheels W/Radial Tires
- Ratchet Tie Downs
- Lazer Cut "Phoenix" Step Pads
- Oem Grade Vault Hybrid Lubrication System
- Bow Step Pads
- Swing Tongue
- Matching Spare
- LED Trailer Lights



LENGTH 20'6"	APPROXIMATE LENGTH ON TRAILER 24'* W/ TONGUE FOLDED AND MERCURY MOTOR IN DOWN POSITION * LENGTH MAY VARY WITH OPTIONS	FUEL CAPACITY 50 GAL	MAX HP 200-250 HP
BEAM 96"		WEIGHT (APPROX) 1850 LBS	LIVWELL CAP 44 GAL.



"My 920 Elite gets me to the skinny back waters that I like to fish in front of the competition. With its raised front deck design and incredible storage it makes me a better angler."

-BOBBY LANE, MLF Bass Pro Tour and Bassmaster Classic Qualifier



921 Elite II



Driver's Console



Tackle Storage



Snake Light

THE 921 ELITE II PERFECTION JUST GOT A LITTLE BIT BETTER

921 Elite II is blend from our past and our future. Featuring the deck layout of the Pro XP. This layout incorporates two spacious center storage areas and two full size rod storage areas capable of holding twelve 8' rods each and on the same raised deck as the original Elite. With all the same standard features of the original Elite including, slam latches, wide console and the ability to add an all fiberglass stacked bow insert.



T-14 Wheels

921 Elite II

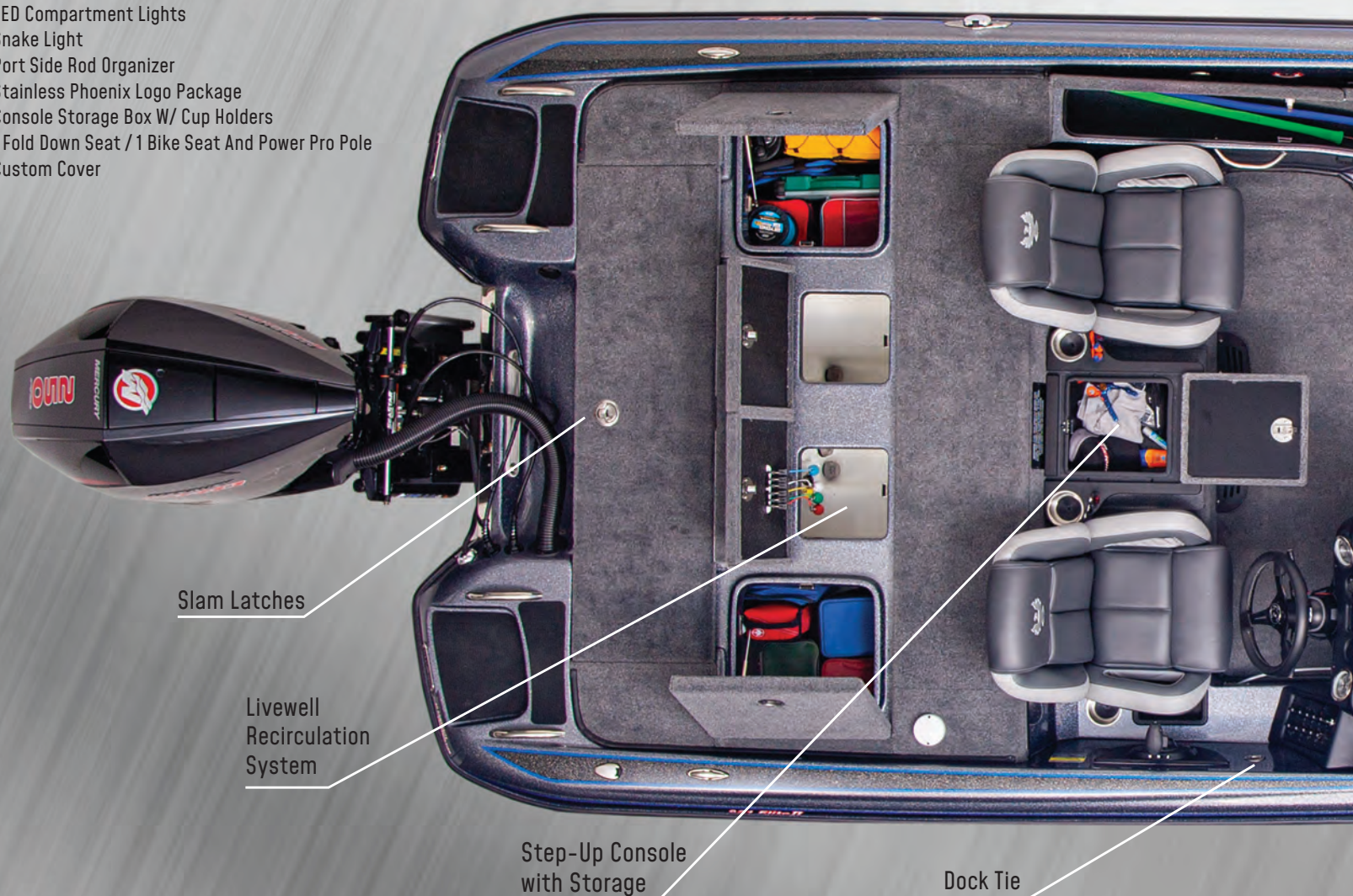
STANDARD FEATURES

- All Composite Construction Including Transom And Stringers
- Hydraulic Tilt Steering
- Custom Steering Wheel
- 12" Adjustable Jack Plate
- Trim At The Helm
- Hot Foot Throttle With Adjustable Slide
- Lowrance Live HDS 9 Flush In Console
- Lowrance Live HDS 9 Flush In Bow
- Lowrance NMEA Harness W/ Point 1 Antenna
- Lowrance 2-1 Active Image Transducer
- Lowrance Ethernet Cable
- Passenger Side Rod Box / Ramp
- Recessed Trolling Motor Foot Pedal
- Auxiliary Power Outlet
- USB Power Outlet
- Passenger Grab Handle And Foot Rest/Brace
- Rod Buckles
- LED Courtesy Lights
- LED Compartment Lights
- Snake Light
- Port Side Rod Organizer
- Stainless Phoenix Logo Package
- Console Storage Box W/ Cup Holders
- 1 Fold Down Seat / 1 Bike Seat And Power Pro Pole
- Custom Cover


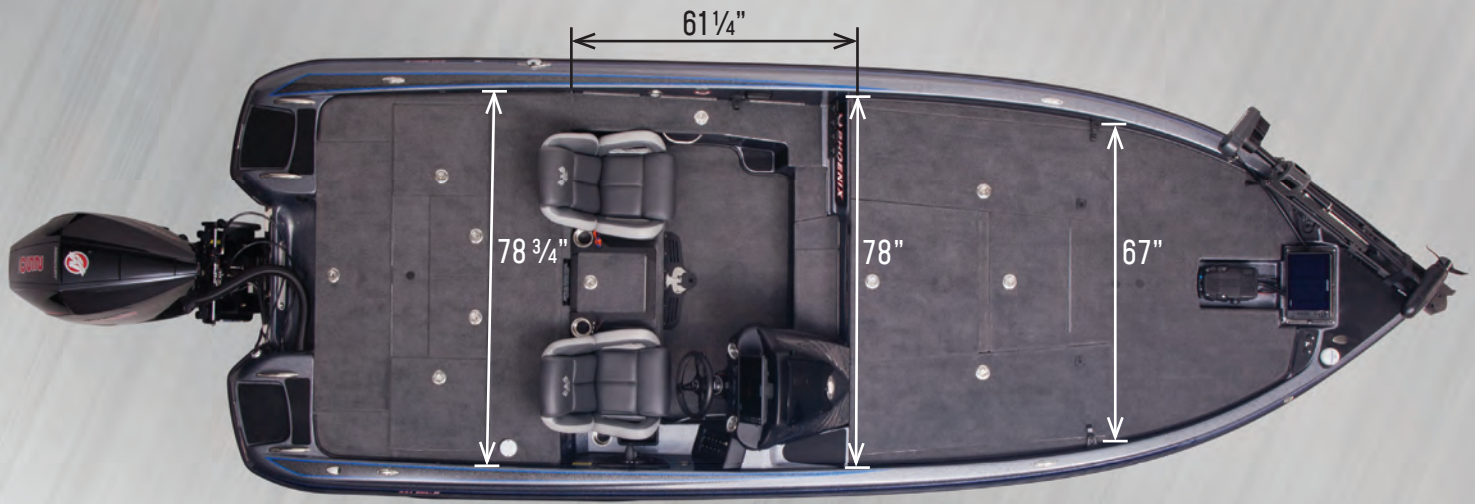
- Pro-Tech Padded Deck
- Phoenix Culling System
- Phoenix Integrated Wiring System
- Under Seat Net Storage
- Drop In Rear Trays
- LED Navigation Lights
- Stainless Steel Lid Assist
- Minn Kota Fortrex 112 36v 45"
- 4 X 10 Battery Charger
- Livewell Recirculation System
- Livewell Pump Out System
- LED Livewell Lights
- Two 1100 GPH Auto Bilge Pumps
- Stainless Steel Pull Up Cleats
- Stainless Slam Latches
- Stainless Trim On Tool Holder

TRAILER

- Tandem Axle Trailer W/Disc Brakes
- Channel Frame
- Fulton F2 Jack and Winch
- Gator Hyde Finish
- Aluminum Step Pads
- Velocity Wheels W/Radial Tires
- Ratchet Tie Downs
- Lazer Cut "Phoenix" Step Pads
- OEM Grade Vault Hybrid Lubrication System
- Bow Step Pads
- Swing Tongue
- Matching Spare
- LED Trailer Lights



LENGTH 21'6"	APPROXIMATE LENGTH ON TRAILER 25'* W/ TONGUE FOLDED AND MERCURY MOTOR IN DOWN POSITION * LENGTH MAY VARY WITH OPTIONS	FUEL CAPACITY 50 GAL	MAX HP 200-250 HP
BEAM 96"		WEIGHT (APPROX) 1950 LBS	LIVEWELL CAP 44 GAL.



920 Elite II



Optional Fiberglass Stacked Bow Shroud



Optional Sliding Tackle System



USB and Auxiliary Power Outlets

THE 920 ELITE II IS THE NEWEST ADDITION TO THE PHOENIX LINE UP

The 920 Elite II is derived from the same passion to build boats for fisherman. We believe in giving anglers the power of choice in all the boats we build. Anglers wanting tackle organization options will find the 920 Elite II has two spacious center storage areas and two full size rod storage areas. The bow of the boat is designed to accommodate the ever expanding electronics and forward facing sonar needs. With the 920 Elite II Anglers have everything they need in a 20 foot package.



18" Matte Black Rampage Wheels

920 Elite II

STANDARD FEATURES

- All Composite Construction Including Transom And Stringers
- Hydraulic Tilt Steering
- Custom Steering Wheel
- 10" Adjustable Jack Plate
- Trim At The Helm
- Hot Foot Throttle With Adjustable Slide
- Lowrance Live Hds 9 Flush In Console
- Lowrance Live Hds 9 Flush In Bow
- Lowrance Nmea Harness W/ Point 1 Antenna
- Lowrance 2-1 Active Image Transducer
- Lowrance Ethernet Cable
- Passenger Side Rod Box / Ramp
- Recessed Trolling Motor Foot Pedal
- Auxiliary Power Outlet
- USB Power Outlet
- Passenger Grab Handle And Foot Rest/Brace
- Rod Buckles
- LED Courtesy Lights
- LED Compartment Lights
- Snake Light
- Port Side Rod Organizer
- Stainless Phoenix Logo Package
- Console Storage Box W/ Cup Holders
- 1 Fold Down Seat / 1 Bike Seat And Power Pro Pole
- Custom Cover

- Pro-Tech Padded Deck
- Phoenix Culling System
- Phoenix Integrated Wiring System
- Under Seat Net Storage
- Drop In Rear Trays
- LED Navigation Lights
- Stainless Steel Lid Assist
- Minn Kota Fortrex 112 36v 45"
- 4 X 10 Battery Charger
- Livewell Recirculation System
- Livewell Pump Out System
- LED Livewell Lights
- Two 1100 Gph Auto Bilge Pumps
- Stainless Steel Pull Up Cleats
- Stainless Slam Latches
- Stainless Trim On Tool Holder

TRAILER


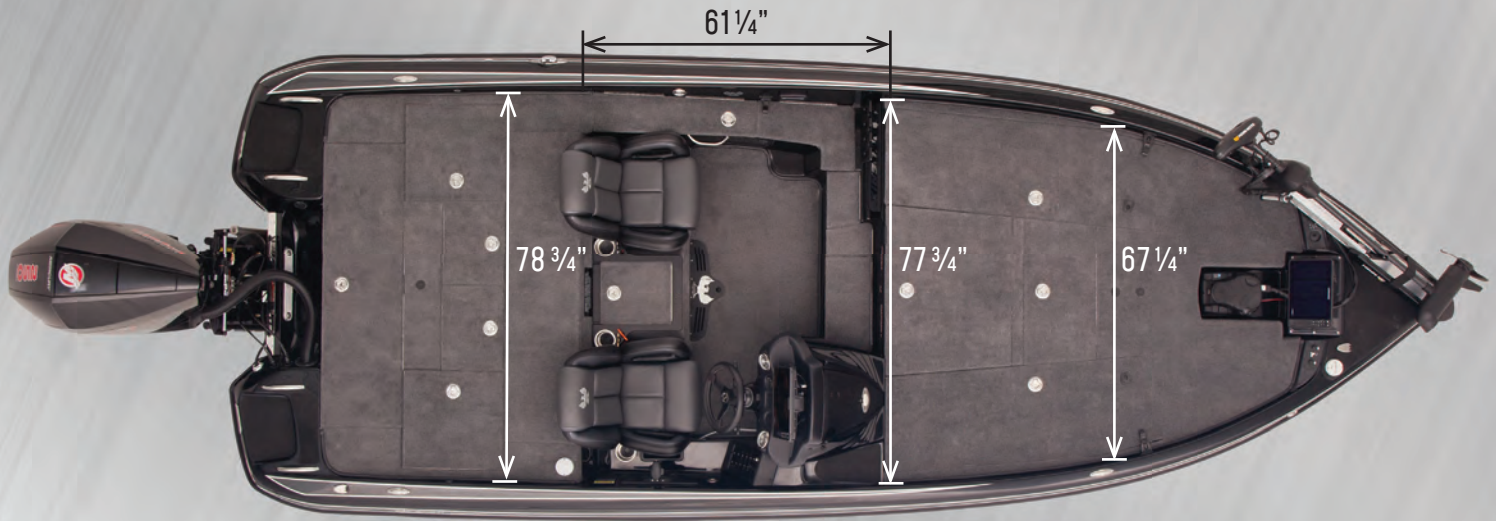
- Tandem Axle Trailer W/Disc Brakes
- Channel Frame
- Fulton F2 Jack and Winch
- Gator Hyde Finish
- Aluminum Step Pads
- Velocity Wheels W/Radial Tires
- Ratchet Tie Downs
- Lazer Cut "Phoenix" Step Pads
- Oem Grade Vault Hybrid Lubrication System
- Bow Step Pads
- Swing Tongue
- Matching Spare
- LED Trailer Lights



Step-Up Console
with Storage

Dock Tie

LENGTH 20'6"	APPROXIMATE LENGTH ON TRAILER 24'* W/ TONGUE FOLDED AND MERCURY MOTOR IN DOWN POSITION * LENGTH MAY VARY WITH OPTIONS	FUEL CAPACITY 50 GAL	MAX HP 200-250 HP
BEAM 96"		WEIGHT (APPROX) 1850 LBS	LIVEWELL CAP 44 GAL.



921 ProXP



Stainless Tool Holder



Rod Buckles



Optional Removable Gimbal Mount

FISHERMEN-FRIENDLY LAYOUT ON THE BEST HANDLING HULL IN THE INDUSTRY

The 921 Pro XP is meticulously designed to give you the best fishing platform in the industry. Through the incorporation of the patented Diamond Vee hull design, we have produced the softest, driest, best handling hull design in the industry. The fishermen-friendly layout includes a rod storage rack capable of holding twelve 8' rods as well as spacious tackle storage. The performance and comfort are as big as the enormous front deck. The 921 Pro XP is the limousine of the bass boat world!



T-14 Wheels


921 ProXP

STANDARD FEATURES

- All Composite Construction Including Transom And Stringers
- Pro-Tech Padded Deck
- Hydraulic Tilt Steering
- Custom Steering Wheel
- 12" Adjustable Jack Plate
- Trim At The Helm
- Hot Foot Throttle With Adjustable Slide
- Lowrance Live Hds 9 Flush In Console
- Lowrance Live Hds 7 Flush In Bow
- Lowrance Nmea Harness W/ Point 1 Antenna
- Lowrance 2-1 Active Image Transducer
- Lowrance Ethernet Cable
- Passenger Side Rod Box / Ramp
- Recessed Trolling Motor Foot Pedal
- Auxiliary Power Outlet
- USB Power Outlet
- Passenger Grab Handle And Foot Rest/Brace
- Rod Buckles
- LED Courtesy Lights
- LED Compartment Lights
- Snake Light
- Port Side Rod Organizer
- Stainless Phoenix Logo Package
- Console Storage Box W/ Cup Holders
- 1 Fold Down Seat / 1 Bike Seat And Power Pro Pole
- Custom Cover
- Drop In Rear Storage Trays
- Phoenix Culling System
- Phoenix Integrated Wiring System
- Under Seat Net Storage
- Tool Holder In Bow
- LED Navigation Lights
- Stainless Steel Lid Assist
- Minn Kota Fortrex 112 36v 45"
- 4 X 10 Battery Charger
- Livewell Recirculation System
- Livewell Pump Out System
- LED Livewell Lights
- Two 1100 Gph Auto Bilge Pumps
- Stainless Steel Pull Up Cleats
- Stainless Locking Latches
- Stainless Trim On Tool Holders

TRAILER


- Tandem Axle Trailer W/Disc Brakes
- Channel Frame
- Fulton F2 Jack and Winch
- Gator Hyde Finish
- Aluminum Step Pads
- Custom Aluminum Wheels W/Radial Tires
- Ratchet Tie Downs
- Lazer Cut "Phoenix" Step Pads
- Oem Grade Vault Hybrid Lubrication System
- Bow Step Pads
- Swing Tongue
- Matching Spare
- LED Trailer Lights



Livewell
Recirculation
System


Dock Tie

LENGTH 21'6"	APPROXIMATE LENGTH ON TRAILER 25'* W/ TONGUE FOLDED AND MERCURY MOTOR IN DOWN POSITION <small>* LENGTH MAY VARY WITH OPTIONS</small>	FUEL CAPACITY 50 GAL	MAX HP 200-250 HP
BEAM 96"		WEIGHT (APPROX) 1950 LBS	LIVEWELL CAP 44 GAL.



Tackle System

Optional
Removable
Gimbal Mount



*"My 921 Pro XP is the perfect tool to help me to perform at my highest level.
From winning the AOY in 2018 to the final call for lines out this season,
my 921 is the finest fishing platform I have ever used."*

—JUSTIN LUCAS, MLF Bass Pro Tour and Bassmaster Classic Qualifier and
2018 Bassmaster Elite Angler of the Year



920 ProXP



Optional Guide Seat



Optional Sliding Tackle Storage System



Passenger Rod Ramp



BIG AND FAST HAVE NEVER TRULY BEEN ACHIEVED UNTIL NOW...

The Phoenix 920 Pro XP is the closest thing to perfection on the water today. It's as wide as the 921, and one foot shorter. It gives you the width, storage, and comfort that you expect in a big boat along with the speed, handling, and maneuverability of a 20-footer. Combine all of this with industry-best standard features such as stainless-steel hardware, integrated net storage, and the capability to flush-mount big screen electronics and you have a head-turning, boat-passing, bass-catching machine!



T-14 Wheels

920 ProXP


STANDARD FEATURES

- All Composite Construction Including Transom And Stringers
- Pro-Tech Padded Deck
- Hydraulic Tilt Steering
- Custom Steering Wheel
- 10" Adjustable Jack Plate
- Trim At The Helm
- Hot Foot Throttle With Adjustable Slide
- Lowrance Live Hds 9 Flush In Console
- Lowrance Live Hds 7 Flush In Bow
- Lowrance Nmea Harness W/ Point 1 Antenna
- Lowrance 2-1 Active Image Transducer
- Lowrance Ethernet Cable
- Passenger Side Rod Box / Ramp
- Recessed Trolling Motor Foot Pedal
- Auxiliary Power Outlet
- USB Power Outlet
- Passenger Grab Handle And Foot Rest/Brace
- Rod Buckles
- LED Courtesy Lights
- LED Compartment Lights
- Snake Light
- Port Side Rod Organizer
- Stainless Phoenix Logo Package
- Console Storage Box W/ Cup Holders
- 1 Fold Down Seat / 1 Bike Seat And Power Pro Pole
- Custom Cover

- Drop In Rear Storage Trays
- Phoenix Culling System
- Phoenix Integrated Wiring System
- Under Seat Net Storage
- Tool Holder In Bow
- LED Navigation Lights
- Stainless Steel Lid Assist
- Minn Kota Fortrex 112 36v 45"
- 4 X 10 Battery Charger
- Livewell Recirculation System
- Livewell Pump Out System
- LED Livewell Lights
- Two 1100 Gph Auto Bilge Pumps
- Stainless Steel Pull Up Cleats
- Stainless Locking Latches
- Stainless Trim On Tool Holders

TRAILER


- Tandem Axle Trailer W/Disc Brakes
- Channel Frame
- Fulton F2 Jack and Winch
- Gator Hyde Finish
- Aluminum Step Pads
- Custom Aluminum Wheels W/Radial Tires
- Ratchet Tie Downs
- Lazer Cut "Phoenix" Step Pads
- Oem Grade Vault Hybrid Lubrication System
- Bow Step Pads
- Swing Tongue
- Matching Spare
- LED Trailer Lights



Livewell
Recirculation
System

Dock Tie

LENGTH 20'6"	APPROXIMATE LENGTH ON TRAILER 24'* W/ TONGUE FOLDED AND MERCURY MOTOR IN DOWN POSITION <small>* LENGTH MAY VARY WITH OPTIONS</small>	FUEL CAPACITY 50 GAL	MAX HP 200-250 HP
BEAM 96"		WEIGHT (APPROX) 1850 LBS	LIVWELL CAP 44 GAL.



"The quality construction and performance of my 920 Pro XP provides me the luxury of only having to worry about catching fish when I'm on the water."

—RANDALL THARP, MLF Bass Pro Tour, Bassmaster Classic Qualifier



919 ProXP



Tackle Storage



Port Side Rod Storage



Under Seat Net Storage

OUR WIDE BEAM CREATES A SPACIOUS CASTING DECK

At 19'8" with a 96" beam and wide front casting deck, this model is being talked about! Lowrance HDS 9 Live and HDS 7 Live with Active Image, tandem trailer with gatorhyde finish, are all standard! Couple this with a 225HP motor and you will have a great tournament rig!



18" Matte Black Rampage Wheels

919 ProXP

STANDARD FEATURES

- All Composite Construction Including Transom And Stringers
- Pro-Tech Padded Deck
- Hydraulic Tilt Steering
- Custom Steering Wheel
- 10" Adjustable Jack Plate
- Trim At The Helm
- Hot Foot Throttle With Adjustable Slide
- Lowrance Live Hds 9 Flush In Console
- Lowrance Live Hds 7 Flush In Bow
- Lowrance Nmea Harness W/ Point 1 Antenna
- Lowrance 2-1 Active Image Transducer
- Lowrance Ethernet Cable
- Passenger Side Rod Box / Ramp
- Recessed Trolling Motor Foot Pedal
- Auxiliary Power Outlet
- USB Power Outlet
- Passenger Grab Handle And Foot Rest/Brace
- Rod Buckles
- LED Courtesy Lights
- LED Compartment Lights
- Snake Light
- Port Side Rod Organizer
- Stainless Phoenix Logo Package
- Console Storage Box W/ Cup Holders
- 1 Fold Down Seat / 1 Bike Seat And Power Pro Pole
- Custom Cover
- Drop In Rear Storage Trays
- Phoenix Culling System
- Phoenix Integrated Wiring System
- Under Seat Net Storage
- Tool Holder In Bow
- LED Navigation Lights
- Stainless Steel Lid Assist
- Minn Kota Fortrex 80 24v 45"
- 3 X 10 Battery Charger
- Livewell Recirculation System
- Livewell Pump Out System
- LED Livewell Lights
- Two 1100 Gph Auto Bilge Pumps
- Stainless Steel Pull Up Cleats
- Stainless Locking Latches
- Stainless Trim On Tool Holders

TRAILER


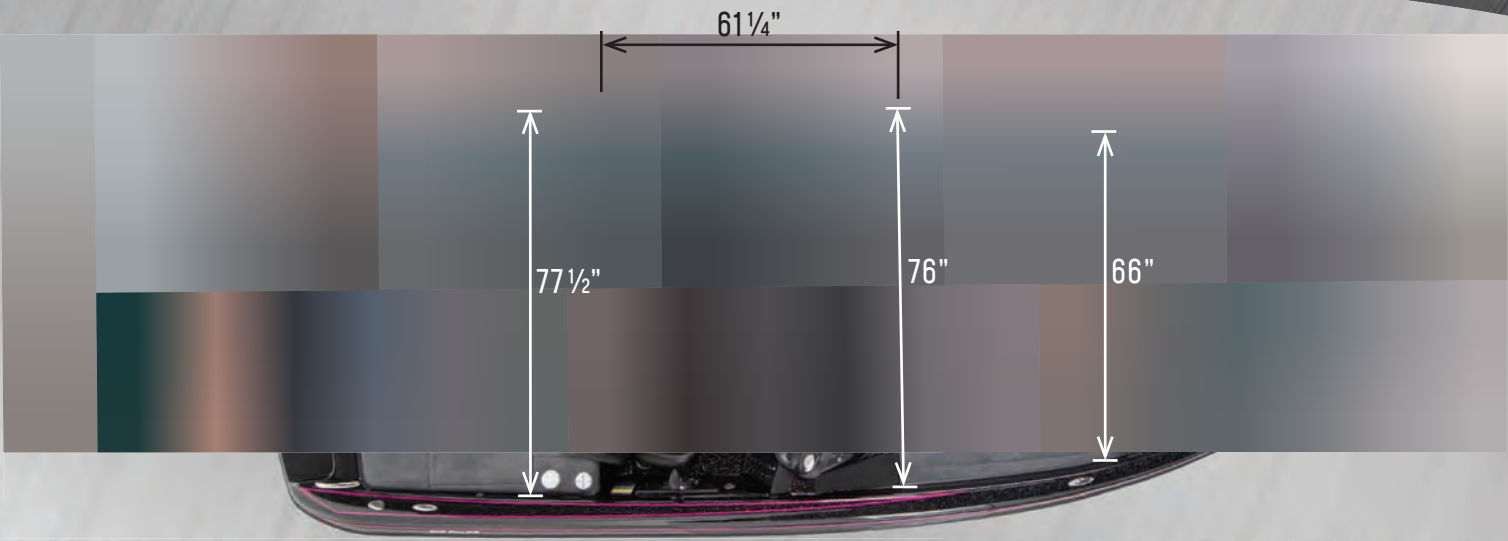
- Tandem Axle Trailer W/Disc Brakes
- Channel Frame
- Fulton F2 Jack and Winch
- Gator Hyde Finish
- Aluminum Step Pads
- Custom Aluminum Wheels W/Radial Tires
- Ratchet Tie Downs
- Lazer Cut "Phoenix" Step Pads
- Oem Grade Vault Hybrid Lubrication System
- Bow Step Pads
- Swing Tongue
- Matching Spare
- LED Trailer Lights



Livewell
Recirculation
System

Dock Tie

LENGTH 19'8"	APPROXIMATE LENGTH ON TRAILER 23'* W/ TONGUE FOLDED AND MERCURY MOTOR IN DOWN POSITION * LENGTH MAY VARY WITH OPTIONS	FUEL CAPACITY 43 GAL	MAX HP 200-225HP
BEAM 96"		WEIGHT (APPROX) 1800 LBS	LIVEWELL CAP 40 GAL.



721 ProXP



Flush Mount Electronics



Center Storage Box



Tackle Storage

PERFORMANCE, SPEED & FISHABILITY...

The model that anglers have come to know for over a decade as one of the finest fishing platforms in the industry. Featuring a larger console to be able to flush mount bigger graphs and a revolutionary new bow shroud design. The front deck is elevated to allow for better pitching and flipping making it a great bass catching machine.



Aluminum Wheels Standard

721 ProXP

STANDARD FEATURES

- All Composite Construction Including Transom And Stringers
- Pro-Tech Padded Deck
- Hydraulic Tilt Steering
- Custom Steering Wheel
- 10" Adjustable Jack Plate
- Trim At The Helm
- Hot Foot Throttle With Adjustable Slide
- Lowrance Hook Reveal 7 Flush in Bow
- Lowrance Hook Reveal 7 Flush in Console
- Passenger Side Rod Box / Ramp
- Recessed Trolling Motor Foot Pedal
- Auxiliary Power Outlet
- USB Power Outlet
- Passenger Grab Handle And
- Foot Rest/Brace
- Rod Buckles
- LED Courtesy Lights
- LED Compartment Lights
- Snake Light
- Port Side Rod Organizer
- Console Storage Box W/Cup Holders
- 1 Fold Down Seat /1 Bike Seat And Power Pro Pole
- Custom Cover

- Under Seat Net Storage
- Stainless Steel Lid Assist
- Minn Kota Fortrex 80 24v 45"
- 3 X 10 Battery Charger
- Drop In Rear Trays
- Livewell Recirculation System
- Livewell Pump Out System
- LED Livewell Lights
- 1100 Gph Auto Bilge Pump
- Stainless Steel Pull Up Cleats
- Stainless Locking Latches
- LED Navigation Lights

TRAILER



- Tandem Axle Trailer W/Disc Brakes
- Channel Frame
- Custom Aluminum Wheels W/Radial Tires
- Gator Hyde Finish
- Aluminum Step Pads
- Ratchet Tie Downs
- Lazer Cut " Phoenix" Step Pads
- Bow Step Pads
- Swing Tongue
- Oem Grade Vault Hybrid Lubrication
- System
- Matching Spare
- LED Trailer Lights



Livewell
Recirculation
System

Dock Tie

LENGTH 20' 11"	APPROXIMATE LENGTH ON TRAILER 24' 4"*	FUEL CAPACITY 50 GAL	MAX HP 200-250 HP
BEAM 96"	W/ TONGUE FOLDED AND MERCURY MOTOR IN DOWN POSITION * LENGTH MAY VARY WITH OPTIONS	WEIGHT (APPROX) 1850 LBS	LIVEWELL CAP 44 GAL.




"Since the first time I drove in one I knew the 721 Pro XP was truly a special boat. It is the perfect balance of top end speed and agility for running backwaters along with length and dry ride for the big water we fish on the Elites."

-GREG HACKNEY, Bassmaster Elite Series Tour, Bassmaster Classic Qualifier and 2014 Bassmaster Angler of the Year



819 Pro



Tackle Storage



Flush Mount Electronics



Two Independent Fiberglass Livewells

GREAT FISHING PLATFORM AT AN AFFORDABLE PRICE

The Phoenix 819 Pro is one of the best values in the Phoenix family. A wide front deck and large rear deck make it a great fishing platform at an affordable price. 10" jackplate and custom wheels. Whether you fish tournaments or just love to fish, you can do it with this boat!



Aluminum Wheels Standard


819 Pro

STANDARD FEATURES


- All Composite Construction Including Transom And Stringers
- Hydraulic Tilt Steering
- Custom Steering Wheel
- 10" Adjustable Jack Plate
- Trim At The Helm
- Hot Foot Throttle With Slide
- Lowrance Hook Reveal 5 Flush in Bow
- Lowrance Hook Reveal 5 Flush in Console
- Passenger Side Rod Box / Ramp
- Recessed Trolling Motor Foot Pedal
- Auxiliary Power Outlet
- USB Power Outlet
- Passenger Grab Handle And Foot Rest/Brace
- Rod Buckles
- Snake Light
- LED Courtesy Lights
- Port Side Rod Organizer
- 1 Fold Down Seat / 1 Bike Seat And Power Pro Pole
- Under Seat Net Storage
- Custom Cover
- LED Navigation Lights
- LED Compartment Lights
- Stainless Steel Lid Assist
- Minn Kota Max 70 Sc 24 V
- 2 X 10 Battery Charger
- Console Storage Box W/ Cup Holders
- LED Livewell Lights
- Livewell Recirculation System
- Livewell Pump Out System
- 1100 Gph Auto Bilge Pump
- Stainless Steel Pull Up Cleats
- Stainless Locking Latches
- Drop In Rear Storage Trays
- Tool Holder In Bow

TRAILER

- Tandem Axle Trailer W/Disc Brakes
- Channel Frame
- Gator Hyde Finish
- Aluminum Step Pads
- Custom Aluminum Wheels W/Radial Tires
- Oem Grade Vault Hybrid Lubrication System
- Swing Tongue
- Matching Spare
- LED Trailer Lights



LENGTH 19'8"	APPROXIMATE LENGTH ON TRAILER 23'* W/ TONGUE FOLDED AND MERCURY MOTOR IN DOWN POSITION * LENGTH MAY VARY WITH OPTIONS	FUEL CAPACITY 43 GAL	MAX HP 200HP
BEAM 96"		WEIGHT (APPROX) 1800 LBS	LIVEWELL CAP 40 GAL.



818 Pro



Ruler in Center Storage Lid



Tool Holder



Step Up Console Box

REDEFINING THE 18' BASSBOAT

The 818 Pro takes our 18'6" platform to an entirely new level. Everything about it is bigger and better. From the larger console to the bigger tackle storage and on to the massive front deck the 818 Pro gives you all the comfort of a much bigger platform with the ease of use and agility in a powerful compact package.



Aluminum Wheels Standard

818 Pro

STANDARD FEATURES

- All Composite Construction Including Transom And Stringers
- Hydraulic Tilt Steering
- Custom Steering Wheel
- 10" Adjustable Jack Plate
- Trim At The Helm
- Hot Foot Throttle With Slide
- Lowrance Hook Reveal 5 Flush in Bow
- Lowrance Hook Reveal 5 Flush in Console
- Passenger Side Rod Box / Ramp
- Recessed Trolling Motor Foot Pedal
- Auxiliary Power Outlet
- USB Power Outlet
- Passenger Grab Handle And Foot Rest/Brace
- Rod Buckles
- Snake Light
- LED Courtesy Lights
- Port Side Rod Organizer
- 1 Fold Down Seat / 1 Bike Seat And Power Pro Pole
- Under Seat Net Storage
- LED Navigation Lights
- LED Compartment Lights
- Stainless Steel Lid Assist
- Minn Kota Max 70 Sc 24 V

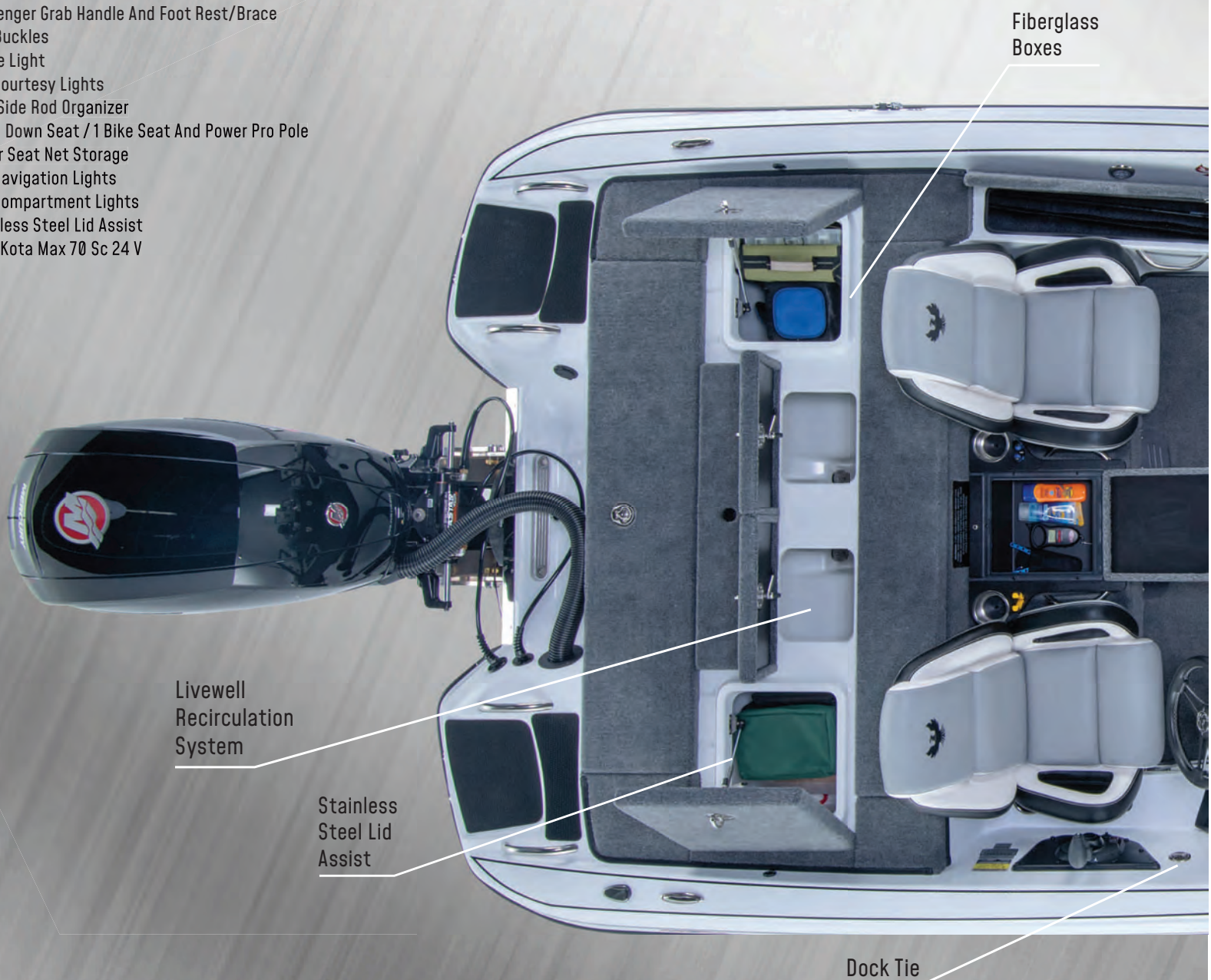
- 2 X 10 Battery Charger
- Console Storage Box W/ Cup Holders
- LED Livewell Lights
- Livewell Recirculation System
- Livewell Pump Out System
- 1100 Gph Auto Bilge Pump
- Stainless Steel Pull Up Cleats
- Stainless Locking Latches

POPULAR OPTIONS



- Custom Cover

TRAILER

- Single Axle Trailer W/Disc Brakes
- Channel Frame
- Gator Hyde Finish
- Aluminum Step Pads
- Custom Aluminum Wheels W/Radial Tires
- Oem Grade Vault Hybrid Lubrication System
- Swing Tongue
- Matching Spare
- LED Trailer Lights



LENGTH 18'6"	APPROXIMATE LENGTH ON TRAILER 22'2"* W/ TONGUE FOLDED AND MERCURY MOTOR IN DOWN POSITION * LENGTH MAY VARY WITH OPTIONS	FUEL CAPACITY 36 GAL	MAX HP 150-175 HP
BEAM 94"		WEIGHT (APPROX) 1500 LBS	LIVEWELL CAP 34 GAL.



518 Pro



Flush Mounted Electronics



Insulated Cooler



Center Tackle Storage

THE ALL NEW 518 PRO IS DESIGNED FOR THE AVID ANGLER IN ALL OF US.

Offering a lot of the same standard features as the rest of the Phoenix line but in an unheard of value. From the fiberglass storage boxes to the stainless steel latches and the full Tournament Style Livewell system, we have created a model that surpasses all others in its class. Standard with the fully enclosed drivers console, under-seat net storage, and Hydraulic Tilt Steering the 518 Pro gives you more bang for your buck than its competition.



Aluminum Wheels Standard

518 Pro

STANDARD FEATURES

- All Composite Construction
- Including Transom And Stringers
- Hydraulic Tilt Steering
- Custom Steering Wheel
- 6" Adjustable Jack Plate
- Lowrance Hook Reveal 5 Flush in Bow
- Lowrance Hook Reveal 5 Flush in Console
- Passenger Side Rod Box / Ramp
- Recessed Trolling Motor Foot Pedal
- Auxiliary Power Outlet
- USB Power Outlet
- Passenger Grab Handle And Foot Rest/Brace
- Rod Buckles
- LED Courtesy Light
- 2 Bike Seats and Fixed Seat Posts
- Under Seat Net Storage
- LED Navigation Lights
- LED Compartment Lights
- Stainless Steel Lid Assist
- Minn Kota Max 70 Sc 24 V
- 2 X 6 Battery Charger
- Livewell Recirculation System
- Livewell Pump Out System
- 1100 Gph Auto Bilge Pump
- Stainless Steel Pull Up Cleats
- Stainless Locking Latches


TRAILER

- Single Axle Trailer W/Disc Brakes
- Channel Frame
- Gator Hyde Finish
- Aluminum Step Pads
- Custom Aluminum Wheels W/Radial Tires
- Oem Grade Vault Hybrid Lubrication System
- Swing Tongue
- Matching Spare
- LED Trailer Lights



Livewell
Recirculation
System

LENGTH 18'6"	APPROXIMATE LENGTH ON TRAILER 21'11"*** W/ TONGUE FOLDED AND MERCURY MOTOR IN DOWN POSITION * LENGTH MAY VARY WITH OPTIONS	FUEL CAPACITY 24 GAL	MAX HP 115 HP
BEAM 94"		WEIGHT (APPROX) 1500 LBS	LIVEWELL CAP 34 GAL.



BUILD YOUR PHOENIX BOATS

MINN KOTA	518 Pro	818/819 Pro	721 Pro XP	919 Pro XP	920/921 Pro XP	920/921 Elite/Elite II	19 PHX	20/21 PHX
Minn Kota Max 70 SC 24V 42"	\$	\$						
Minn Kota Fortrex 80 24v 45"	•	•	\$	\$			\$	
Minn Kota Fortrex 80 24v 45" US	•	•	•	•			•	
Minn Kota Fortrex 80 24v 52"	•	•	•	•			•	
Minn Kota Fortrex 80 24v 52" US	•	•	•	•			•	
Minn Kota Fortrex 112 36v 45"	•	•	•	•	\$	\$	•	\$
Minn Kota Fortrex 112 36v 45" US	•	•	•	•	•	•	•	•
Minn Kota Ultrex 80 24v 45"	•	•	•	•			•	
Minn Kota Ultrex 80 24v 52"	•	•	•	•			•	
Minn Kota Ultrex 112 36v 45"	•	•	•	•	•	•	•	•
Minn Kota Ultrex 112 36v 52"	•	•	•	•	•	•	•	•
Minn Kota Ultrex 80 24v 45" Link	•	•	•	•			•	
Minn Kota Ultrex 80 24v 52" Link	•	•	•	•			•	
Minn Kota Ultrex 112 36v 45" Link	•	•	•	•	•	•	•	•
Minn Kota Ultrex 112 36v 52" Link MDI	•	•	•	•	•	•	•	•
Minn Kota Ultrex 80 24v 45" MDI	•	•	•	•			•	
Minn Kota Ultrex 80 24v 52" MDI	•	•	•	•			•	
Minn Kota Ultrex 112 36v 45" MDI	•	•	•	•	•	•	•	•
Minn Kota Ultrex 112 36v 52"	•	•	•	•	•	•	•	•
Minn Kota Ultrex 80 24v 45" Link MDI	•	•	•	•			•	
Minn Kota Ultrex 80 24v 52" Link MDI	•	•	•	•			•	
Minn Kota Ultrex 112 36v 45" Link MDI	•	•	•	•	•	•	•	•
Minn Kota Ultrex 112 36v 52" Link MDI	•	•	•	•	•	•	•	•
Minn Kota Ultrex 80 24v 45" Link MSI	•	•	•	•			•	
Minn Kota Ultrex 80 24v 52" Link MSI	•	•	•	•			•	
Minn Kota Ultrex 112 36v 45" Link MSI	•	•	•	•	•	•	•	•
Minn Kota Ultrex 112 36v 52" Link MSI	•	•	•	•	•	•	•	•

GARMIN	518 Pro	818/819 Pro	721 Pro XP	919 Pro XP	920/921 Pro XP	920/921 Elite/Elite II	19 PHX	20/21 PHX
Garmin Force Trolling Motor 50"	•	•	•	•	•	•	•	•

LOWRANCE	518 Pro	818/819 Pro	721 Pro XP	919 Pro XP	920/921 Pro XP	920/921 Elite/Elite II	19 PHX	20/21 PHX
Lowrance Ghost Trolling Motor 24V/36V 47"	•	•	•	•	•	•	•	•
Lowrance Ghost Trolling Motor 24V/36V 52"	•	•	•	•	•	•	•	•
Lowrance Active Imaging 3-n-1 Sonar Ghost Nose Cone	•	•	•	•	•	•	•	•

GARMIN	518 Pro	818/819 Pro	721 Pro XP	919 Pro XP	920/921 Pro XP	920/921 Elite/Elite II	19 PHX	20/21 PHX
Garmin ECHOMAP UHD 73sv CHO Console	•	•	•					
Garmin ECHOMAP UHD 73sv CHO Bow	•	•	•					
Garmin ECHOMAP UHD 93sv CHO Console	•	•	•	•	•	•		
Garmin ECHOMAP UHD 93sv CHO Bow	•	•	•	•	•			
Garmin ECHOMAP Ultra 106sv CHO Console	•	•	•	•	•	•	•	•
Garmin ECHOMAP Ultra 106sv CHO Bow	•	•	•	•	•	•	•	•
Garmin ECHOMAP Ultra 126sv CHO Console	•	•	•	•	•	•	•	•
Garmin ECHOMAP Ultra 126sv CHO Bow	•	•	•	•	•	•	•	•
Garmin GPSMAP 8610 XSV CHO Console	•	•	•	•	•	•	•	•
Garmin GPSMAP 8610 XSV CHO Bow	•	•	•	•	•	•	•	•
Garmin GPSMAP 8612 XSV CHO Console	•	•	•	•	•	•	•	•
Garmin GPSMAP 8612 XSV CHO Bow	•	•	•	•	•	•	•	•
Garmin GPSMAP 8616 XSV CHO Console	•	•	•	•	•	•	•	•
Garmin GPSMAP 8616 XSV CHO Bow	•	•	•	•	•	•	•	•
Garmin GT - 30 / GT - 8 Transducer Combo	•	•	•					
Garmin GT - 30 / GT - 15 Transducer Combo	•	•	•	•		•		
Garmin GT - 8 In Hull Transducer	•	•	•	•	•	•	•	•
Garmin GT - 15 In Hull Transducer	•	•	•	•	•	•	•	•
Garmin GT - 36 Transom Transducer	•	•	•	•	•	•	•	•
Garmin GT - 52 HW-TM Trolling Motor Mount Transducer	•	•	•	•	•	•	•	•
Garmin GT - 54 UHD Trolling Motor Mount Transducer	•	•	•	•	•	•	•	•
Garmin GT - 56 UHD Trolling Motor Mount Transducer	•	•	•	•	•	•	•	•
Garmin Panoptix LiveScope TM Transducer and System	•	•	•	•	•	•	•	•
Garmin Perspective Mode Mount	•	•	•	•	•	•	•	•
Garmin Steadycast	•	•	•	•	•	•	•	•
Garmin Ethernet Expansion Port	•	•	•	•	•	•	•	•
Garmin Ethernet Cable	•	•	•	•	•	•	•	•

ELECTRONICS	518 Pro	818/819 Pro	721 Pro XP	919 Pro XP	920/921 Pro XP	920/921 Elite/Elite II	19 PHX	20/21 PHX
Dual Unit Dash Mount Shroud	•	•	•	•	•	•	•	•
Fiberglass Dual Unit Dash Mount Shroud							\$	\$
Vinyl Stacked Bow Mount Shroud		•	•					
Fiberglass Stacked Bow Mount Shroud						•	•	•
Gimbal Mount for Dash	•	•	•	•	•	•	•	•
Removable Gimbal Mount over TM Recess	•			•	•			
Gimbal Mount on Bow Shroud	•	•	•	•	•	•	•	•
Transducershield Mounting Bracket	•	•	•	•	•	•	•	•
TH Marine Shock-Lock Mini Kong Mount	•	•	•	•	•	•	•	•
TH Marine Dual Transducer Hole Shot Plate for Atlas Jackplate	•	•	•	•	•	•	•	•

Build your Phoenix online at
phoenixbassboats.com

HUMMINBIRD	518 Pro	818/819 Pro	721 Pro XP	919 Pro XP	920/921 Pro XP	920/921 Elite/Elite II	19 PHX	20/21 PHX
Humminbird G3 Helix 5 Chirp GPS Console	•	•						
Humminbird G3 Helix 5 Chirp GPS Bow	•	•						
Humminbird G3 Helix 5 Chirp DI Console	•	•						
Humminbird G3 Helix 5 Chirp DI Bow	•	•						
Humminbird G3 Helix 5 Chirp SI Console	•	•						
Humminbird G4N Helix 7 Chirp GPS Console	•	•	•					
Humminbird G4N Helix 7 Chirp GPS Bow	•	•	•	•	•			
Humminbird G4N Helix 7 Chirp DI Console	•	•	•					
Humminbird G4N Helix 7 Chirp DI Bow	•	•	•	•	•			
Humminbird G4N Helix 7 Chirp SI Console	•	•	•					
Humminbird G4N Helix 7 Chirp SI Bow	•	•	•	•	•			
Humminbird G4N Helix 8 Chirp GPS Console	•	•	•					
Humminbird G4N Helix 8 Chirp GPS Bow	•	•	•	•	•			
Humminbird G4N Helix 8 Chirp DI Console	•	•	•	•				
Humminbird G4N Helix 8 Chirp DI Bow	•	•	•	•	•			
Humminbird G4N Helix 8 Chirp SI Console	•	•	•	•				
Humminbird G4N Helix 8 Chirp SI Bow	•	•	•	•	•			
Humminbird G4N Helix 9 Chirp GPS Console	•	•	•	•	•	•		
Humminbird G4N Helix 9 Chirp GPS Bow	•	•	•	•	•	•	•	•
Humminbird G4N Helix 9 Chirp MDI Console	•	•	•	•	•	•	•	•
Humminbird G4N Helix 9 Chirp MDI Bow	•	•	•	•	•	•	•	•
Humminbird G4N Helix 9 Chirp MSI Console	•	•	•	•	•	•	•	•
Humminbird G4N Helix 9 Chirp MSI Bow	•	•	•	•	•	•	•	•
Humminbird G4N Helix 10 Chirp GPS Console	•	•	•	•	•	•	•	•
Humminbird G4N Helix 10 Chirp GPS Bow	•	•	•	•	•	•	•	•
Humminbird G4N Helix 10 Chirp MDI Console	•	•	•	•	•	•	•	•
Humminbird G4N Helix 10 Chirp MDI Bow	•	•	•	•	•	•	•	•
Humminbird G4N Helix 10 Chirp MSI Console	•	•	•	•	•	•	•	•
Humminbird G4N Helix 10 Chirp MSI Bow	•	•	•	•	•	•	•	•
Humminbird G4N Helix 12 Chirp GPS Console	•	•	•	•	•	•	•	•
Humminbird G4N Helix 12 Chirp GPS Bow	•	•	•	•	•	•	•	•
Humminbird G4N Helix 12 Chirp MDI Console	•	•	•	•	•	•	•	•
Humminbird G4N Helix 12 Chirp MDI Bow	•	•	•	•	•	•	•	•
Humminbird G4N Helix 12 Chirp MSI Console	•	•	•	•	•	•	•	•
Humminbird G4N Helix 12 Chirp MSI Bow	•	•	•	•	•	•	•	•
Humminbird G4N Helix 15 Chirp MDI Console	•	•	•	•	•	•	•	•
Humminbird G4N Helix 15 Chirp MDI Bow	•	•	•	•	•	•	•	•
Humminbird G4N Helix 15 Chirp MSI Console	•	•	•	•	•	•	•	•
Humminbird G4N Helix 15 Chirp MSI Bow	•	•	•	•	•	•	•	•
Humminbird SOLIX G3 10 Chirp MSI GPS Console	•	•	•	•	•	•	•	•
Humminbird SOLIX G3 10 Chirp MSI GPS Bow	•	•	•	•	•	•	•	•
Humminbird SOLIX G3 12 Chirp MSI GPS Console	•	•	•	•	•	•	•	•
Humminbird SOLIX G3 12 Chirp MSI GPS Bow	•	•	•	•	•	•	•	•
Humminbird SOLIX G3 15 Chirp MSI GPS Console	•	•	•	•	•	•	•	•
Humminbird SOLIX G3 15 Chirp MSI GPS Bow	•	•	•	•	•	•	•	•
Humminbird APEX 13 MSI CHO Console	•	•	•	•	•	•	•	•
Humminbird APEX 13 MSI CHO Bow	•	•	•	•	•	•	•	•

HUMMINBIRD (CONTINUED)	518 Pro	818/819 Pro	721 Pro XP	919 Pro XP	920/921 Pro XP	920/921 Elite/Elite II	19 PHX	20/21 PHX
Humminbird APEX 16 MSI CHO Console	•	•	•	•	•	•	•	•
Humminbird APEX 16 MSI CHO Bow	•	•	•	•	•	•	•	•
Humminbird APEX 19 MSI CHO Console	•	•	•	•	•	•	•	•
Humminbird APEX 19 MSI CHO Bow	•	•	•	•	•	•	•	•
Humminbird APEX Transom Mount MSI Transducer	•	•	•	•	•	•	•	•
Humminbird APEX Trolling Motor Mount MSI Transducer	•	•	•	•	•	•	•	•
Humminbird MEGA Live Imaging	•	•	•	•	•	•	•	•
Humminbird MEGA 360 Bow Mount-Ultrex Mount	•	•	•	•	•	•	•	•
Humminbird MEGA 360 Bow Mount-Fortrex Mount	•	•	•	•	•	•	•	•
NMEA harness	•	•	•	•	•	•	•	•
Humminbird AS GPS HS	•	•	•	•	•	•	•	•
Ethernet Expansion AS ETH5PXG	•	•	•	•	•	•	•	•
Ethernet Link Cable w/ adapter	•	•	•	•	•	•	•	•

LOWRANCE	518 Pro	818/819 Pro	721 Pro XP	919 Pro XP	920/921 Pro XP	920/921 Elite/Elite II	19 PHX	20/21 PHX
Lowrance HOOK Reveal 5 at Bow	\$	\$						
Lowrance HOOK Reveal 5 Console	\$	\$						
Lowrance HOOK Reveal 7 Console	•	•	\$					
Lowrance HOOK Reveal 7 Bow	•	•	\$					
Lowrance HOOK Reveal 9 Console	•	•	•					
Lowrance HOOK Reveal 9 Bow	•	•	•					
Lowrance Elite 7 FS Console	•	•	•					
Lowrance Elite 7 FS Bow	•	•	•					
Lowrance Elite 9 FS Console	•	•	•					
Lowrance Elite 9 FS Bow	•	•	•					
Active Imaging 2-in-1 Transducer with Y-Cable	•	•	•	\$	\$	\$	\$	\$
Lowrance HDS 7 LIVE Console	•	•	•					
Lowrance HDS 7 LIVE Bow	•	•	•	\$	\$			
Lowrance HDS 9 LIVE Console	•	•	•	\$	\$	\$		
Lowrance HDS 9 LIVE Bow	•	•	•	•	•	•	•	•
Lowrance HDS 12 LIVE Console	•	•	•	•	•	•	•	•
Lowrance HDS 12 LIVE Bow	•	•	•	•	•	•	•	•
Lowrance HDS 16 LIVE Console	•	•	•	•	•	•	•	•
Lowrance HDS 16 LIVE Bow	•	•	•	•	•	•	•	•
Lowrance Active Target Live Sonar Transducer	•	•	•	•	•	•	•	•
Lowrance Active Imaging 2-in-1 Transducer	•	•	•	\$	\$	\$	\$	\$
Lowrance Active Imaging 3-in-1 Transducer for TM	•	•	•	•	•	•	•	•
Lowrance HDI Trolling Motor Transducer	•	•	•	•	•	•	•	•
NMEA harness	•	•	•	\$	\$	\$	\$	\$
Ethernet Cable	•	•	•	\$	\$	\$	\$	\$
Point 1 Antenna	•	•	•	\$	\$	\$	\$	\$
Yamaha NMEA 2000 Engine Interface	•	•	•	•	•	•	•	•
Lowrance Livewell Temp Probes	•	•	•	•	•	•	•	•

BUILD YOUR PHOENIX BOATS

POWER POLES	518 Pro	818/819 Pro	721 Pro XP	919 Pro XP	920/921 Pro XP	920/921 Elite/Elite II	19 PHX	20/21 PHX
Black Blade Series 8' Power Pole	•	•	•	•	•	•	•	•
Color Upgrade to 8' Blade Blue / Red / White / Lime / Silver / Orange	•	•	•	•	•	•	•	•
Blade Series 10' Power Pole in any color	•	•	•	•	•	•	•	•
Wireless Bow Foot Switch	•	•	•	•	•	•	•	•
Travel Cover for Power Pole	•	•	•	•	•	•	•	•

SHALLOW WATER ANCHOR	518 Pro	818/819 Pro	721 Pro XP	919 Pro XP	920/921 Pro XP	920/921 Elite/Elite II	19 PHX	20/21 PHX
8' Talon in Black or Silver	•	•	•	•	•	•	•	•
10' Talon in Red, Blue, Black, Silver, or White	•	•	•	•	•	•	•	•
12' Talon in Red, Blue, Black, Silver, or White	•	•	•	•	•	•	•	•
15' Talon in Black or Silver	•	•	•	•	•	•	•	•
Talon Jackplate Adapter Bracket	•	•	•	•	•	•	•	•
Talon Tilt Bracket	•	•	•	•	•	•	•	•
Cover for 8', 10', 12' or 15' Talon	•	•	•	•	•	•	•	•
8' RAPTOR in Black or Silver	•	•	•	•	•	•	•	•
8' RAPTOR Active Anchoring (AA) in Red, Silver, Black or White	•	•	•	•	•	•	•	•
10' RAPTOR Active Anchoring (AA) in Red, Silver, Black or White	•	•	•	•	•	•	•	•
RAPTOR Jackplate Adapter Bracket	•	•	•	•	•	•	•	•
RAPTOR/Talon BT Stomp Switch	•	•	•	•	•	•	•	•

UPHOLSTERY	518 Pro	818/819 Pro	721 Pro XP	919 Pro XP	920/921 Pro XP	920/921 Elite/Elite II	19 PHX	20/21 PHX
Exchange Bike Seat/Pro Pole for Fold Seat	•	•	•	•	•	•	•	•
Exchange Fold Seat for Bike Seat/Pro Pole	•	•	•	•	•	•	•	•
Heated Driver and Passenger Seats	•	•	•	•	•	•	•	•
Heated Steering Wheel	•	•	•	•	•	•	•	•
Step Up Box	•	\$	\$	\$	\$	\$	\$	\$
Slam Latch on Step Up Box	•	•	•	•	•	•	\$	\$
Fiberglass Frame on Step Up Box w/ Slam Latch							\$	\$
Guide Seat on Step Up Box	•	•	•	•	•	•	•	•
Bench Seat Center Section	•	•	•	•	•	•	•	•
Dual Elevation Drivers Seat	•	•	•	•	•	•	•	•

JACK PLATES	518 Pro	818/819 Pro	721 Pro XP	919 Pro XP	920/921 Pro XP	920/921 Elite/Elite II	19 PHX	20/21 PHX
TH Atlas Hydraulic Jack Plate	•	•	•	•	•	•	•	•
TH Black Atlas Hydraulic Jack Plate	•	•	•	•	•	•	•	•
TH Atlas Hydraulic Jack Plate Digital Gauge	•	•	•	•	•	•	•	•
TH Atlas Dual Transducer Hole Shot Plate	•	•	•	•	•	•	•	•

MISCELLANEOUS OPTIONS	518 Pro	818/819 Pro	721 Pro XP	919 Pro XP	920/921 Pro XP	920/921 Elite/Elite II	19 PHX	20/21 PHX
Extra Seat Base in Cockpit Floor	•	•	•	•	•	•	•	•
Custom Cover	•	•/\$	\$	\$	\$	\$	\$	\$
Console Hardware Kit	•	•	•	•	•	•	•	•
Removable Dual Console	•	•	•	•	•	•	•	•
Built in Bow Lights	•	•	•	•	•	•	•	•
Slam Latch on Step Up Box	•	•	•	•	•	•	\$	\$
T & H Two Way Boat Alarm	•	•	•	•	•	•	•	•
Hydrowave H2	•	•	•	•	•	•	•	•
Heated Driver and Passenger Seats	•	•	•	•	•	•	•	•
Mercury Smartcraft Gauge	•	•	•	•	•	•	•	•
Mercury Merc Monitor System	•	•	•	•	•	•	•	•
Mercury VesselView Mobile	•	•	•	•	•	•	•	•
Mercury SC 1000 Digital Gauge Package	•	•	•	•	•	•	•	•
Yamaha Digital Gauge Package	•	•	•	•	•	•	•	•
Oxygen Innovations Livewell System	•	•	•	•	•	•	•	•
Chrome Hull Decal Exchange	•	•	•	•	•	•	•	•
Pro-Tech Padded Deck Front	•	•	\$	\$	\$	\$	\$	\$
Pro-Tech Padded Cooler Lid	•	•	•	•	•	•	•	•
Non-Skid Cockpit Floor Kit (Includes All Mats in cockpit area)	•	•	•	•	•	•	•	•
Rod Locker Bar With Alarm lock	•	•	•	•	•	•	•	•
Sliding Tackle Storage System			•		•	•	\$	\$
Single Spool Line-Spooler for Sliding Tackle Storage System			•		•	•	•	•
Double Spool Line Spooler for Sliding Tackle Storage System			•		•	•	•	•
Starboard Side Rod Organizer	•	•	•	•	•	•	•	•
Rod Storage in Center Tackle Storage Box						•		\$
Custom Fit Landing Net w/ Extra Long Handle	•	•	•	•	•	•	•	•
Fusion Bluetooth Stereo w/ 2 speakers	•	•	•	•	•	•	•	•
Additional Bilge Pump	•	•	•	\$	\$	\$	\$	\$
Custom Machined Group 31 Aluminum Battery Tray	•	•	•	•	•	•	•	•
Phoenix Integrated Wiring System	•	•	•	\$	\$	\$	\$	\$
Phoenix Culling System	•	•	•	\$	\$	\$	\$	\$
Phoenix AIR Circulation System	•	•	•	•	•	•	•	•
Phoenix Carpet Decal Kit	•	•	•	•	•	•	•	•
Stainless Phoenix Package to include	•	•	•	\$	\$	\$	\$	\$
Phoenix Logo Tackle Storage Kit	•	•	•	•	•	•	•	•
RGB Deck Lighting Kit w/ Controller for color selection and dimmer	•	•	•	•	•	•	•	•
R&R Black 3-Step Boarding Ladder	•	•	•	•	•	•	•	•
Stainless Boarding Ladder	•	•	•	•	•	•	•	•

PROPELLERS	518 Pro	818/819 Pro	721 Pro XP	919 Pro XP	920/921 Pro XP	920/921 Elite/Elite II	19 PHX	20/21 PHX
Mercury Stainless Steel Propellers	•	•	•	•	•	•	•	•
Yamaha Stainless Steel Propellers	•	•	•	•	•	•	•	•

BATTERY CHARGERS								
Recreation Series 2 x 6 Amp	\$							
Sportsman Series 2 x 10 Amp	•	\$						
Sportsman Series 3 x 10 Amp	•	•	\$	\$			\$	
Sportsman Series 4 x 10 Amp	•	•	•	•	\$	\$	•	\$
Professional Series 3 x 15 Amp	•	•	•	•			•	
Professional Series 4 x 15 Amp	•	•	•	•	•	•	•	•
Dual Power Series 3612 Onboard Charging System	•	•	•	•	•	•	•	•
Battery Optimization System (B.O.S.)	•	•	•	•	•	•	•	•
3612 Piggyback Removable Charging System	•	•	•	•	•	•	•	•
MK 220 PCL	•	•						
MK 330 PCL	•	•	•	•			•	
MK 345 PCL	•	•	•	•			•	
MK 440 PCL	•	•	•	•	•	•	•	•
MK 460 PCL	•	•	•	•	•	•	•	•
MK 550 PCL	•	•	•	•	•	•	•	•
Power Pole Charge	•	•	•	•	•	•	•	•
Power Pole C-Monster Gateway	•	•	•	•	•	•	•	•

TRAILER OPTIONS								
Spare Wheel w/ Radial Tire	\$	\$	\$	\$	\$	\$	\$	\$
Aluminum Wheel w/ Black Lug Nuts	\$	\$	\$	\$	\$			
Velocity Wheel Upgrade	•	•	•	•	•	\$		
T-14 Wheel Upgrade	•	•	•	•	•	•	\$	\$
18" Matte Black Rampage Wheel Package	•	•	•	•	•	•	•	•
18" Chrome Warrior Wheel Package	•	•	•	•	•	•	•	•
Disc Brakes On Rear Axle	\$	\$	\$	\$	\$	\$	\$	\$
Channel Frame	\$	\$	\$	\$	\$	\$	\$	\$
Tube Frame	•	•	•	•	•	•	•	•
Aluminum Trailer Upgrade	•	•	•	•	•	•	•	•
Tandem Axle Upgrade	•	•	\$	\$	\$	\$	\$	\$
Swing Tongue	\$	\$	\$	\$	\$	\$	\$	\$
Phoenix Lazer Cut Step Pads	•	•	\$	\$	\$	\$	\$	\$
Bow Steps	•	•	\$	\$	\$	\$	\$	\$
Trick Step Bow Step	•	•	•	•	•	•	•	•
Extra Large Bow step on Starboard Side Only	•	•	•	•	•	•	•	•
Swing Out Spare Tire Carrier Mount	•	•	•	•	•	•	•	•
Ratchet Tie Downs	•	•	\$	\$	\$	\$	\$	\$
Fiberglass Fender Upgrade			•		•	•		•
Stainless Steel Fenders	•	•	•	•	•	•	•	•
Dual Disc Upgrade	•	•	•	•	•	•	•	•
Gator Hyde Coating (Black)	\$	\$	\$	\$	\$	\$	\$	\$
Paint on top of Gator Hyde Finish	•	•	•	•	•	•	•	•
Trailer Shocks (Tandem)	•	•	•	•	•	•	•	•
Hi-Intensity LED Angled Reverse Light Kit	•	•	•	•	•	•	•	•
Fulton F2 Jack and Winch Upgrade	•	•	•	\$	\$	\$	\$	\$
Black Fulton F2 Jack and Winch Upgrade	•	•	•	•	•	•	•	•

VELOCITY
Standard on
Elite Models



T-14
Standard on
PHX Models



**18" MATTE BLACK
RAMPAGE**
Wheel Upgrade




**18" CHROME
WARRIOR**
Wheel Upgrade



Build your Phoenix online at
phoenixbassboats.com

BUILD YOUR **PHOENIX** BOATS

GEL COAT & POLYFLAKE







VINYL




G - GEL COAT | P - POLYFLAKE | C - CARPET | V - VINYL | VT - TEXTURED VINYL

Build your Phoenix online at phoenixbassboats.com



CARPET





For more information on our
First Flight Reward program visit
www.phoenixfirstflight.com



© 2023 Copyright Phoenix Boats® Phoenix Boats® may introduce new colors, fabrics, styling and options throughout the year. Specifications and models shown are subject to change without notice. Some boats in this catalog contain optional equipment.

730 Industrial Drive, Winchester, TN 37398 | 931.967.7210

Find your local Phoenix dealer at
phoenixbassboats.com

[f](#) [t](#) [@](#) /PhoenixBassBoats