



2020




**OUR PASSION FOR
FISHING IS OBVIOUS...**





EVERYONE AT PHOENIX HAS A PASSION FOR BASS FISHING

From our President, to our salesmen, to our craftsmen who build the boats, we all live to fish. Whether it is Bassmaster events and weekend tournaments or spending time fishing with our family and friends, we truly love the sport. This passion has shaped our lives and it has likewise brought about many of the fishing features that you see on the Phoenix today. Our goal is to make every boat that goes out our door the best fishing platform it can be, in both design and construction, for our customers. We love to fish as much as anyone and we believe it shows in every boat we build.

Gary Clouse, President, Phoenix Boats, Bassmaster Elite Series Pro



**BETTER MATERIALS.
BETTER CRAFTSMANSHIP.
BETTER BOATS.**



A HIGH QUALITY BOAT CANNOT BE BUILT WITHOUT HIGH QUALITY MATERIALS. At Phoenix, we buy the best raw materials and components available. High quality resins, knit-type fiberglass cloths (A and B), and Plexus brand adhesives to bond the stringer (C), Coosa Composite in our transom (D), and Trevira cloths for superior screw retention are the materials that make Phoenix different than others. Before you choose a boat, you owe it to yourself to compare the complete package of quality materials, craftsmanship, fishability and performance. We believe it will be hard to find a better choice!

21 PHX



"My 21 PHX Tackle Storage helps me to stay organized and focused when the clock starts on tournament day. From the first cast to lines out it helps me maximize my time on the water."

Aaron Martens, MLF Bass Pro Tour,
Bassmaster Classic Qualifier and Two Time Angler of the Year Winner



A WHOLE NEW LEVEL OF PERFORMANCE & FISHABILITY

The deck layout includes a massive center storage box with built in rod storage to ensure anglers maximum efficiency on the water. We have included a day box in front of the driver's console to allow for quick access to your favorite baits. The all new driver's console and bow shroud have been designed to accommodate larger graphs flush mounted. All of these new features built on the foundation that Elite level anglers have come to know and trust equals the finest fishing platform available today.



New Style Steering Wheel



Day Box W/Drop in Tray



Thoroughbred Wheels Standard

21 PHX

LENGTH 21'6"	APPROXIMATE LENGTH ON TRAILER 24' 11"	FUEL CAPACITY 50 GAL	MAX HP 200-250HP
BEAM 96"	W/ TONGUE FOLDED AND MERCURY MOTOR IN DOWN POSITION	WEIGHT (APPROX) 1950 LBS	LIVEWELL CAP 44 GAL.

STANDARD FEATURES

- All Composite Construction Including Transom And Stringers
- Hydraulic Tilt Steering
- New Custom Steering Wheel
- 12" Adjustable Jack Plate
- Trim At The Helm
- Hot Foot Throttle With Adjustable Slide
- Lowrance Live HDS 12 Flush In Console
- Lowrance Live HDS 9 Flush In Bow
- Lowrance NMEA Harness W/ Point 1 Antenna
- Lowrance 2-1 Active Image Transducer
- Lowrance Ethernet Cable
- Passenger Side Rod Box / Ramp
- Recessed Trolling Motor Foot Pedal
- Auxiliary Power Outlet
- USB Power Outlet
- Passenger Grab Handle And Foot Rest/Brace
- Rod Buckles
- LED Courtesy Lights
- LED Compartment Lights
- Snake Light
- Port Side Rod Organizer
- Stainless Phoenix Logo Package
- Console Storage Box W/ Cup Holders
- Slam Latch On Step Up Box Lid
- 1 Fold Down Seat / 1 Bike Seat And Power Pro Pole
- Custom Cover
- Day Box In Front Of Drivers Console W/ Drop In Tray
- Center Rod Storage
- Pro Tech Padded Deck
- Phoenix Culling System
- Phoenix Integrated Wiring System
- Under Seat Net Storage
- Drop In Rear Trays
- LED Navigation Lights
- Stainless Steel Lid Assist
- Minn Kota Fortrex 112 36v 45"
- 4 X 10 Battery Charger
- Livewell Recirculation System
- Livewell Pump Out System
- LED Livewell Lights
- Two 1100 GPH Auto Bilge Pumps
- Stainless Steel Pull Up Cleats
- Stainless Slam Latches
- Stainless Trim On Tool Holder

TRAILER

- Tandem Axle Trailer W/Disc Brakes
- Gator Hyde Finish
- Aluminum Step Pads
- Thoroughbred Wheels W/Radial Tires
- Ratchet Tie Downs
- Lazer Cut "Phoenix" Step Pads
- OEM Grade Vault Hybrid Lubrication System
- Bow Step Pads
- Swing Tongue
- Matching Spare
- LED Trailer Lights



20 PHX



IT TAKES PASSION TO PRODUCE THE FINEST FISHING PLATFORM AVAILABLE

The 20 PHX is based on the same platform of the 21 PHX that professional anglers trust to get them through the roughest of conditions. It offers the same deck layout as the larger platform with the massive center tackle storage box and incorporated center rod storage along with the day box built in to the front deck. The bow shroud is offset for better graph visibility and to accommodate larger flush mount units. All of these features combined with the shorter platform offer you the best in rough water ride and the ability to get you to the secret fishing spot a little quicker.



New Style Foam Lure Holder




Stainless Steel Slam Latches



Dual Unit Dash Bow Shroud

"The quality construction and performance of my 20 PHX provides me the luxury of only having to worry about catching fish when I'm on the water."

Bobby Lane, MLF Bass Pro Tour, and Bassmaster Classic Qualifier



20 PHX

LENGTH 20'6"	APPROXIMATE LENGTH ON TRAILER 24' W/ TONGUE FOLDED AND MERCURY MOTOR IN DOWN POSITION	FUEL CAPACITY 50 GAL	MAX HP 200-250HP
BEAM 96"		WEIGHT (APPROX) 1950 LBS	LIVEWELL GAP 44 GAL.

STANDARD FEATURES

- All Composite Construction Including Transom And Stringers
- Hydraulic Tilt Steering
- New Custom Steering Wheel
- 10" Adjustable Jack Plate
- Trim At The Helm
- Hot Foot Throttle With Adjustable Slide
- Lowrance Live HDS 12 Flush In Console
- Lowrance Live HDS 9 Flush In Bow
- Lowrance NMEA Harness W/ Point 1 Antenna
- Lowrance 2-1 Active Image Transducer
- Lowrance Ethernet Cable
- Passenger Side Rod Box / Ramp
- Recessed Trolling Motor Foot Pedal
- Auxiliary Power Outlet
- USB Power Outlet
- Passenger Grab Handle And Foot Rest/Brace
- Rod Buckles
- LED Courtesy Lights
- LED Compartment Lights
- Snake Light
- Port Side Rod Organizer
- Stainless Phoenix Logo Package
- Console Storage Box W/ Cup Holders
- Slam Latch On Step Up Box Lid
- 1 Fold Down Seat / 1 Bike Seat And Power Pro Pole
- Custom Cover
- Day Box In Front Of Drivers Console W/ Drop In Tray
- Center Rod Storage
- Pro Tech Padded Deck
- Phoenix Culling System
- Phoenix Integrated Wiring System
- Under Seat Net Storage
- Drop In Rear Trays
- LED Navigation Lights
- Stainless Steel Lid Assist
- Minn Kota Fortrex 112 36v 45"
- 4 X 10 Battery Charger
- Livewell Recirculation System
- Livewell Pump Out System
- LED Livewell Lights
- Two 1100 GPH Auto Bilge Pumps
- Stainless Steel Pull Up Cleats
- Stainless Slam Latches
- Stainless Trim On Tool Holder

TRAILER

- Tandem Axle Trailer W/Disc Brakes
- Gator Hyde Finish
- Aluminum Step Pads
- Thoroughbred Wheels W/Radial Tires
- Ratchet Tie Downs
- Lazer Cut "Phoenix" Step Pads
- OEM Grade Vault Hybrid Lubrication System
- Bow Step Pads
- Swing Tongue
- Matching Spare
- LED Trailer Lights



19 PHX



BUILT TO RUN / DESIGNED TO FISH


The 19 PHX is based along the same platform and deck layout of the 20 and 21 PHX, that touring pros and weekend warriors have trusted to handle whatever nature has thrown at them. Utilizing the same slam style latches as the other PHX models and all of the same fishing features it is a truly a tournament platform on a smaller scale. The drivers console and cockpit are mirrored after the bigger models to give you plenty of space and comfort as you drive to the next honey hole.



New Custom Seats



Day Box W/Drop in Tray



Rod Buckles

19 PHX

STANDARD FEATURES

- All Composite Construction Including Transom And Stringers
- Hydraulic Tilt Steering
- New Custom Steering Wheel
- 10" Adjustable Jack Plate
- Trim At The Helm
- Hot Foot Throttle With Adjustable Slide
- Lowrance Live HDS 12 Flush In Console
- Lowrance Live HDS 9 Flush In Bow
- Lowrance NMEA Harness W/ Point 1 Antenna
- Lowrance 2-1 Active Image Transducer
- Lowrance Ethernet Cable
- Passenger Side Rod Box / Ramp
- Recessed Trolling Motor Foot Pedal
- Auxiliary Power Outlet
- USB Power Outlet
- Passenger Grab Handle And Foot Rest/Brace
- Rod Buckles
- LED Courtesy Lights
- LED Compartment Lights
- Snake Light
- Port Side Rod Organizer
- Stainless Phoenix Logo Package
- Console Storage Box W/ Cup Holders
- Slam Latch On Step Up Box Lid
- 1 Fold Down Seat / 1 Bike Seat And Power Pro Pole
- Custom Cover
- Day Box In Front Of Drivers Console W/ Drop In Tray
- Pro Tech Padded Deck
- Phoenix Culling System
- Phoenix Integrated Wiring System
- Under Seat Net Storage
- Drop In Rear Trays
- LED Navigation Lights
- Stainless Steel Lid Assist
- Minn Kota Fortrex 80 24v 45"
- 3 X 10 Battery Charger
- Livewell Recirculation System
- Livewell Pump Out System
- LED Livewell Lights
- Two 1100 GPH Auto Bilge Pumps
- Stainless Steel Pull Up Cleats
- Stainless Slam Latches
- Stainless Trim On Tool Holder

TRAILER

- Tandem Axle Trailer W/Disc Brakes
- Gator Hyde Finish
- Aluminum Step Pads
- Thoroughbred Wheels W/Radial Tires
- Ratchet Tie Downs
- Lazer Cut "Phoenix" Step Pads
- OEM Grade Vault Hybrid Lubrication System
- Bow Step Pads
- Swing Tongue
- Matching Spare
- LED Trailer Lights

LENGTH 19'8"	APPROXIMATE LENGTH ON TRAILER 22'9" W/ TONGUE FOLDED AND MERCURY MOTOR IN DOWN POSITION	FUEL CAPACITY 43 GAL	MAX HP 200-225HP
BEAM 96"		WEIGHT (APPROX) 1800 LBS	LIVEWELL CAP 40 GAL.



921 Elite



"The storage system in a 921 Elite is a fisherman's dream come true and the ride is one you will never forget!"

Gerald Swindle, Bassmaster Elite Series Tour Bassmaster Classic Qualifier and Two Time Angler of the Year Winner



BUILT FROM A CONTINUOUS PURSUIT OF EXCELLENCE

The 921 ELITE is a hybrid of all things desired by our anglers. From the speed of our Pro XP series to the fisherman friendly layout of our PHX series and the raised deck height of our 721 comes the ELITE. The industry changing bow area allows for large graphs to be flush mounted or multiple units to be stacked. We offer an all fiberglass bow insert for using the latest in forward looking sonar technology on standalone units. The ELITE series is designed around simplistic functionality to allow our anglers to be more efficient with their time on the water.



Fiberglass Dual Stack Shroud



Dual Unit Dash Bow Shroud



Velocity Wheel Standard

921 Elite

LENGTH 21'6"

BEAM 96"

APPROXIMATE LENGTH ON TRAILER 25' 1.5"
W/ TONGUE FOLDED AND MERCURY MOTOR IN DOWN POSITION

FUEL CAPACITY 50 GAL

WEIGHT (APPROX) 1950 LBS

MAX HP 200-250 HP

LIVEWELL CAP 44 GAL.

STANDARD FEATURES

- All Composite Construction Including Transom And Stringers
- Hydraulic Tilt Steering
- New Custom Steering Wheel
- 12" Adjustable Jack Plate
- Trim At The Helm
- Hot Foot Throttle With Adjustable Slide
- Lowrance Live HDS 9 Flush In Console
- Lowrance Live HDS 9 Flush In Bow
- Lowrance NMEA Harness W/ Point 1 Antenna
- Lowrance 2-1 Active Image Transducer
- Lowrance Ethernet Cable
- Passenger Side Rod Box / Ramp
- Recessed Trolling Motor Foot Pedal
- Auxilliary Power Outlet
- USB Power Outlet
- Passenger Grab Handle And Foot Rest/Brace
- Rod Buckles
- LED Courtesy Lights
- LED Compartment Lights
- Snake Light
- Port Side Rod Organizer
- Stainless Phoenix Logo Package
- Console Storage Box W/ Cup Holders
- 1 Fold Down Seat / 1 Bike Seat And Power Pro Pole
- Custom Cover
- Day Box In Front Of Drivers Console W/ Drop In Tray
- Pro Tech Padded Deck
- Phoenix Culling System
- Phoenix Integrated Wiring System
- Under Seat Net Storage
- Drop In Rear Trays
- LED Navigation Lights
- Stainless Steel Lid Assist
- Minn Kota Fortrex 112 36v 45"
- 4 X 10 Battery Charger
- Livewell Recirculation System
- Livewell Pump Out System
- LED Livewell Lights
- Two 1100 GPH Auto Bilge Pumps
- Stainless Steel Pull Up Cleats
- Stainless Slam Latches
- Stainless Trim On Tool Holder

TRAILER

- Tandem Axle Trailer W/Disc Brakes
- Gator Hyde Finish
- Aluminum Step Pads
- Velocity Wheels W/Radial Tires
- Ratchet Tie Downs
- Lazer Cut "Phoenix" Step Pads
- OEM Grade Vault Hybrid Lubrication System
- Bow Step Pads
- Swing Tongue
- Matching Spare
- LED Trailer Lights



920 Elite



"I'm going to be honest with you, my 920 Elite is the perfect combination of speed, agility, rough water ride, deck height, and stability. I believe it is the finest fishing platform available today!"

Greg Hackney, MLF Bass Pro Tour, Bassmaster Classic Qualifier and 2014 Bassmaster Angler of the Year



THE PHOENIX 920 ELITE IS THE NEWEST EDITION TO THE PHOENIX LINEUP

The ALL NEW 920 ELITE comes from the same continued pursuit of excellence as her big brother the 921 ELITE. From the forward trim buttons that are large stomp units to the large tackle storage and day box configuration she is built to fish. Whether it is a simple day on the water with family and friends or the clock is ticking on game day.



Trim Control Switches



Dual Unit Dash Bow Shroud



Dual Elevation Drivers Seat



920 Elite

LENGTH 20'6"

BEAM 96"

APPROXIMATE LENGTH ON TRAILER 24' 4"
W/ TONGUE FOLDED AND MERCURY MOTOR IN DOWN POSITION

FUEL CAPACITY 50 GAL

WEIGHT (APPROX) 1850 LBS

MAX HP 200-250 HP


LIVEWELL CAP 44 GAL.

STANDARD FEATURES

- All Composite Construction Including Transom And Stringers
- Hydraulic Tilt Steering
- New Custom Steering Wheel
- 10" Adjustable Jack Plate
- Trim At The Helm
- Hot Foot Throttle With Adjustable Slide
- Lowrance Live HDS 9 Flush In Console
- Lowrance Live HDS 9 Flush In Bow
- Lowrance NMEA Harness W/ Point 1 Antenna
- Lowrance 2-1 Active Image Transducer
- Lowrance Ethernet Cable
- Passenger Side Rod Box / Ramp
- Recessed Trolling Motor Foot Pedal
- Auxiliary Power Outlet
- USB Power Outlet
- Passenger Grab Handle And Foot Rest/Brace
- Rod Buckles
- LED Courtesy Lights
- LED Compartment Lights
- Snake Light
- Port Side Rod Organizer
- Stainless Phoenix Logo Package
- Console Storage Box W/ Cup Holders
- 1 Fold Down Seat / 1 Bike Seat And Power Pro Pole
- Custom Cover
- Day Box In Front Of Drivers Console W/ Drop In Tray
- Pro Tech Padded Deck
- Phoenix Culling System
- Phoenix Integrated Wiring System
- Under Seat Net Storage
- Drop In Rear Trays
- LED Navigation Lights
- Stainless Steel Lid Assist
- Minn Kota Fortrex 112 36v 45"
- 4 X 10 Battery Charger
- Livewell Recirculation System
- Livewell Pump Out System
- LED Livewell Lights
- Two 1100 GPH Auto Bilge Pumps
- Stainless Steel Pull Up Cleats
- Stainless Slam Latches
- Stainless Trim On Tool Holder

TRAILER

- Tandem Axle Trailer W/Disc Brakes
- Gator Hyde Finish
- Aluminum Step Pads
- Velocity Wheels W/Radial Tires
- Ratchet Tie Downs
- Lazer Cut "Phoenix" Step Pads
- OEM Grade Vault Hybrid Lubrication System
- Bow Step Pads
- Swing Tongue
- Matching Spare
- LED Trailer Lights



921 ProXP



"My 921 Pro XP is the perfect tool to help me to perform at my highest level. From winning the AOY in 2018 to the final call for lines out this season, my 921 is the finest fishing platform I have ever used."

Justin Lucas, MLF Bass Pro Tour and Bassmaster Classic Qualifier and 2018 Bassmaster Elite Angler of the Year



FISHERMEN-FRIENDLY LAYOUT ON THE BEST HANDLING HULL IN THE INDUSTRY

The 921 Pro XP is meticulously designed to give you the best fishing platform in the industry. Through the incorporation of the patented Diamond Vee hull design, we have produced the softest, driest, best handling hull design in the industry. The fishermen-friendly layout includes a rod storage rack capable of holding twelve 8' rods as well as spacious tackle storage. The performance and comfort are as big as the enormous front deck. The 921 Pro XP is the limousine of the bass boat world!



Two Independent
Fiberglass Livewells

Removable Gimbal Mount

Stainless Tool Holder



921 ProXP


LENGTH 21'6"	APPROXIMATE LENGTH ON TRAILER 24' 9.5" W/ TONGUE FOLDED AND MERCURY MOTOR IN DOWN POSITION	FUEL CAPACITY 50 GAL	MAX HP 200-250 HP
BEAM 96"		WEIGHT (APPROX) 1950 LBS	LIVEWELL GAP 44 GAL.

STANDARD FEATURES

- All Composite Construction Including Transom And Stringers
- Hydraulic Tilt Steering
- New Custom Steering Wheel
- 12" Adjustable Jack Plate
- Trim At The Helm
- Hot Foot Throttle With Adjustable Slide
- Lowrance Live HDS 9 Flush In Console
- Lowrance Live HDS 7 Flush In Bow
- Lowrance NMEA Harness W/ Point 1 Antenna
- Lowrance 2-1 Active Image Transducer
- Lowrance Ethernet Cable
- Passenger Side Rod Box / Ramp
- Recessed Trolling Motor Foot Pedal
- Auxiliary Power Outlet
- USB Power Outlet
- Passenger Grab Handle And Foot Rest/Brace
- Rod Buckles
- LED Courtesy Lights
- LED Compartment Lights
- Snake Light
- Port Side Rod Organizer
- Stainless Phoenix Logo Package
- Console Storage Box W/ Cup Holders
- 1 Fold Down Seat / 1 Bike Seat And Power Pro Pole
- Custom Cover
- Drop In Rear Storage Trays
- Phoenix Culling System
- Phoenix Integrated Wiring System
- Under Seat Net Storage
- Tool Holder In Bow
- LED Navigation Lights
- Stainless Steel Lid Assist
- Minn Kota Fortrex 112 36v 45"
- 4 X 10 Battery Charger
- Livewell Recirculation System
- Livewell Pump Out System
- LED Livewell Lights
- Two 1100 GPH Auto Bilge Pumps
- Stainless Steel Pull Up Cleats
- Stainless Locking Latches
- Stainless Trim On Tool Holders

TRAILER

- Tandem Axle Trailer W/Disc Brakes
- Gator Hyde Finish
- Aluminum Step Pads
- Custom Aluminum Wheels W/Radial Tires
- Ratchet Tie Downs
- Lazer Cut "Phoenix" Step Pads
- OEM Grade Vault Hybrid Lubrication System
- Bow Step Pads
- Swing Tongue
- Matching Spare
- LED Trailer Lights



920 ProXP



"The quality construction and performance of my 920 Pro XP provides me the luxury of only having to worry about catching fish when I'm on the water."
Randall Tharp, MLF Bass Pro Tour, Bassmaster Classic Qualifier



BIG AND FAST HAVE NEVER TRULY BEEN ACHIEVED UNTIL NOW...

The Phoenix 920 Pro XP is the closest thing to perfection on the water today. It's as wide as the 921, and one foot shorter. It gives you the width, storage, and comfort that you expect in a big boat along with the speed, handling, and maneuverability of a 20-footer. Combine all of this with industry-best standard features such as stainless-steel hardware, integrated net storage, and the capability to flush-mount big screen electronics and you have a head-turning, boat-passing, bass-catching machine!



Guide Seat



Removable Gimbal Mount



Passenger Rod Ramp

920 ProXP


LENGTH 20'6"	APPROXIMATE LENGTH ON TRAILER 24' 3" W/ TONGUE FOLDED AND MERCURY MOTOR IN DOWN POSITION	FUEL CAPACITY 50 GAL	MAX HP 200-250 HP
BEAM 96"		WEIGHT (APPROX) 1850 LBS	LIVEWELL CAP 44 GAL.

STANDARD FEATURES

- All Composite Construction Including Transom And Stringers
- Hydraulic Tilt Steering
- New Custom Steering Wheel
- 10" Adjustable Jack Plate
- Trim At The Helm
- Hot Foot Throttle With Adjustable Slide
- Lowrance Live HDS 9 Flush In Console
- Lowrance Live HDS 7 Flush In Bow
- Lowrance NMEA Harness W/ Point 1 Antenna
- Lowrance 2-1 Active Image Transducer
- Lowrance Ethernet Cable
- Passenger Side Rod Box / Ramp
- Recessed Trolling Motor Foot Pedal
- Auxiliary Power Outlet
- USB Power Outlet
- Passenger Grab Handle And Foot Rest/Brace
- Rod Buckles
- LED Courtesy Lights
- LED Compartment Lights
- Snake Light
- Port Side Rod Organizer
- Stainless Phoenix Logo Package
- Console Storage Box W/ Cup Holders
- 1 Fold Down Seat / 1 Bike Seat And Power Pro Pole
- Custom Cover
- Drop In Rear Storage Trays
- Phoenix Culling System
- Phoenix Integrated Wiring System
- Under Seat Net Storage
- Tool Holder In Bow
- LED Navigation Lights
- Stainless Steel Lid Assist
- Minn Kota Fortrex 112 36v 45"
- 4 X 10 Battery Charger
- Livewell Recirculation System
- Livewell Pump Out System
- LED Livewell Lights
- Two 1100 GPH Auto Bilge Pumps
- Stainless Steel Pull Up Cleats
- Stainless Locking Latches
- Stainless Trim On Tool Holders

TRAILER

- Tandem Axle Trailer W/Disc Brakes
- Gator Hyde Finish
- Aluminum Step Pads
- Custom Aluminum Wheels W/Radial Tires
- Ratchet Tie Downs
- Lazer Cut "Phoenix" Step Pads
- OEM Grade Vault Hybrid Lubrication System
- Bow Step Pads
- Swing Tongue
- Matching Spare
- LED Trailer Lights



919 ProXP



OUR WIDE BEAM CREATES A SPACIOUS CASTING DECK

At 19'8" with a 96" beam and wide front casting deck, this model is being talked about! Lowrance HDS 9 Live and HDS 7 Live with Active Image, tandem trailer with gatorhyde finish, are all standard! Couple this with a 225HP motor and you will have a great tournament rig!



Port Side Rod Storage



Tackle Storage



Insulated Cooler



919 ProXP


LENGTH 19'8"	APPROXIMATE LENGTH ON TRAILER 23' 11" W/ TONGUE FOLDED AND MERCURY MOTOR IN DOWN POSITION	FUEL CAPACITY 43 GAL	MAX HP 200-225HP
BEAM 96"		WEIGHT (APPROX) 1800 LBS	LIVEWELL CAP 40 GAL.

STANDARD FEATURES

- All Composite Construction Including Transom And Stringers
- Hydraulic Tilt Steering
- New Custom Steering Wheel
- 10" Adjustable Jack Plate
- Trim At The Helm
- Hot Foot Throttle With Adjustable Slide
- Lowrance Live HDS 9 Flush In Console
- Lowrance Live HDS 7 Flush In Bow
- Lowrance NMEA Harness W/ Point 1 Antenna
- Lowrance 2-1 Active Image Transducer
- Lowrance Ethernet Cable
- Passenger Side Rod Box / Ramp
- Recessed Trolling Motor Foot Pedal
- Auxiliary Power Outlet
- USB Power Outlet
- Passenger Grab Handle And Foot Rest/Brace
- Rod Buckles
- LED Courtesy Lights
- LED Compartment Lights
- Snake Light
- Port Side Rod Organizer
- Stainless Phoenix Logo Package
- Console Storage Box W/ Cup Holders
- 1 Fold Down Seat / 1 Bike Seat And Power Pro Pole
- Custom Cover
- Drop In Rear Storage Trays
- Phoenix Culling System
- Phoenix Integrated Wiring System
- Under Seat Net Storage
- Tool Holder In Bow
- LED Navigation Lights
- Stainless Steel Lid Assist
- Minn Kota Fortrex 80 24v 45"
- 3 X 10 Battery Charger
- Livewell Recirculation System
- Livewell Pump Out System
- LED Livewell Lights
- Two 1100 GPH Auto Bilge Pumps
- Stainless Steel Pull Up Cleats
- Stainless Locking Latches
- Stainless Trim On Tool Holders

TRAILER

- Tandem Axle Trailer W/Disc Brakes
- Gator Hyde Finish
- Aluminum Step Pads
- Custom Aluminum Wheels W/Radial Tires
- Ratchet Tie Downs
- Lazer Cut "Phoenix" Step Pads
- OEM Grade Vault Hybrid Lubrication System
- Bow Step Pads
- Swing Tongue
- Matching Spare
- LED Trailer Lights



721 ProXP




PERFORMANCE, SPEED & FISHABILITY...

The model that anglers have come to know for over a decade as one of the finest fishing platforms in the industry. Featuring a larger console to be able to flush mount bigger graphs and a revolutionary new bow shroud design. The front deck is elevated to allow for better pitching and flipping making it a great bass catching machine.



Flush Mount Electronics



Dock Tie



Under Seat Net Storage

721 ProXP

LENGTH 20' 11"

BEAM 96"

APPROXIMATE LENGTH ON TRAILER 24' 2.5"
W/ TONGUE FOLDED AND MERCURY MOTOR IN DOWN POSITION

FUEL CAPACITY 50 GAL

WEIGHT (APPROX) 1850 LBS

MAX HP 200-250 HP


LIVEWELL CAP 44 GAL.

STANDARD FEATURES

- All Composite Construction Including Transom And Stringers
- Hydraulic Tilt Steering
- New Custom Steering Wheel
- 10" Adjustable Jack Plate
- Trim At The Helm
- Hot Foot Throttle With Adjustable Slide
- Lowrance Hook² 7 Flush In Console
- Lowrance Hook² 7 Flush In Bow
- Passenger Side Rod Box / Ramp
- Recessed Trolling Motor Foot Pedal
- Auxiliary Power Outlet
- USB Power Outlet
- Passenger Grab Handle And Foot Rest/Brace
- Rod Buckles
- LED Courtesy Lights
- LED Compartment Lights
- Snake Light
- Port Side Rod Organizer
- Console Storage Box W/Cup Holders
- 1 Fold Down Seat /1 Bike Seat And Power Pro Pole
- Custom Cover
- Under Seat Net Storage
- Stainless Steel Lid Assist
- Minn Kota Fortrex 80 24v 45"
- 3 X 10 Battery Charger
- Drop In Rear Trays
- Livewell Recirculation System
- Livewell Pump Out System
- LED Livewell Lights
- 1100 GPH Auto Bilge Pump
- Stainless Steel Pull Up Cleats
- Stainless Locking Latches
- LED Navigation Lights

TRAILER

- Tandem Axle Trailer W/Disc Brakes
- Custom Aluminum Wheels W/Radial Tires
- Gator Hyde Finish
- Aluminum Step Pads
- Ratchet Tie Downs
- Lazer Cut " Phoenix" Step Pads
- Bow Step Pads
- Swing Tongue
- OEM Grade Vault Hybrid Lubrication System
- Matching Spare
- LED Trailer Lights



819 Pro



GREAT FISHING PLATFORM AT AN AFFORDABLE PRICE

The Phoenix 819 Pro is one of the best values in the Phoenix family. A wide front deck and large rear deck make it a great fishing platform at an affordable price. 10" jackplate and custom wheels. Whether you fish tournaments or just love to fish, you can do it with this boat!



Tool Holder



New Custom Steering Wheel



Tackle Storage



819 Pro

LENGTH 19'8"	APPROXIMATE LENGTH ON TRAILER 23' 11"	FUEL CAPACITY 43 GAL	MAX HP 200HP
BEAM 96"	W/ TONGUE FOLDED AND MERCURY MOTOR IN DOWN POSITION	WEIGHT (APPROX) 1800 LBS	LIVEWELL CAP 40 GAL.

STANDARD FEATURES

- All Composite Construction Including Transom And Stringers
- Hydraulic Tilt Steering
- New Custom Steering Wheel
- 10" Adjustable Jack Plate
- Trim At The Helm
- Hot Foot Throttle With Slide
- Lowrance Hook² 5 Flush In Console
- Lowrance Hook² 5x Flush In Bow
- Passenger Side Rod Box / Ramp
- Recessed Trolling Motor Foot Pedal
- Auxiliary Power Outlet
- USB Power Outlet
- Passenger Grab Handle And Foot Rest/Brace
- Rod Buckles
- Snake Light
- LED Courtesy Lights
- Port Side Rod Organizer
- 1 Fold Down Seat / 1 Bike Seat And Power Pro Pole
- Under Seat Net Storage
- Custom Cover
- LED Navigation Lights
- LED Compartment Lights
- Stainless Steel Lid Assist
- Minn Kota Max 70 Sc 24 V
- 2 X 10 Battery Charger
- Console Storage Box W/ Cup Holders
- LED Livewell Lights
- Livewell Recirculation System
- Livewell Pump Out System
- 1100 GPH Auto Bilge Pump
- Stainless Steel Pull Up Cleats
- Stainless Locking Latches
- Drop In Rear Storage Trays
- Tool Holder In Bow

TRAILER

- Tandem Axle Trailer W/Disc Brakes
- Gator Hyde Finish
- Aluminum Step Pads
- Custom Aluminum Wheels W/Radial Tires
- OEM Grade Vault Hybrid Lubrication System
- Swing Tongue
- Matching Spare
- LED Trailer Lights



818 Pro



REDEFINING THE 18' BASSBOAT

The 818 Pro takes our 18'6" platform to an entirely new level. Everything about it is bigger and better. From the larger console to the bigger tackle storage and on to the massive front deck the 818 Pro gives you all the comfort of a much bigger platform with the ease of use and agility in a powerful compact package.



Flush Mounted Electronics



New Style Seats with
Step Up Console Box



Tackle Storage

818 Pro


LENGTH 18'6"	APPROXIMATE LENGTH ON TRAILER 21' 11"	FUEL CAPACITY 36 GAL	MAX HP 150-175 HP
BEAM 94"	W/ TONGUE FOLDED AND MERCURY MOTOR IN DOWN POSITION	WEIGHT (APPROX) 1500 LBS	LIVEWELL CAP 34 GAL.

STANDARD FEATURES

- All Composite Construction Including Transom And Stringers
- Hydraulic Tilt Steering
- New Custom Steering Wheel
- 10" Adjustable Jack Plate
- Trim At The Helm
- Hot Foot Throttle With Slide
- Lowrance Hook² 5 Flush In Console
- Lowrance Hook² 5x Flush In Bow
- Passenger Side Rod Box / Ramp
- Recessed Trolling Motor Foot Pedal
- Auxiliary Power Outlet
- USB Power Outlet
- Passenger Grab Handle And Foot Rest/Brace
- Rod Buckles
- Snake Light
- LED Courtesy Lights
- Port Side Rod Organizer
- 1 Fold Down Seat / 1 Bike Seat And Power Pro Pole
- Under Seat Net Storage
- LED Navigation Lights
- LED Compartment Lights
- Stainless Steel Lid Assist
- Minn Kota Max 70 Sc 24 V
- 2 X 10 Battery Charger
- Console Storage Box W/ Cup Holders
- LED Livewell Lights
- Livewell Recirculation System
- Livewell Pump Out System
- 1100 GPH Auto Bilge Pump
- Stainless Steel Pull Up Cleats
- Stainless Locking Latches
- Tool Holder In Bow

TRAILER

- Single Axle Trailer W/Disc Brakes
- Gator Hyde Finish
- Aluminum Step Pads
- Custom Aluminum Wheels W/Radial Tires
- OEM Grade Vault Hybrid Lubrication System
- Swing Tongue
- Matching Spare
- LED Trailer Lights



BUILD YOUR



PHOENIX

BOATS

MINN KOTA	818/819 Pro	721 Pro XP	919 Pro XP	19 PHX	920/921 Pro XP	920/921 Elite	20121 PHX
Minn Kota Max 70 SC 24V	\$						
Minn Kota Max 70 24V	•						
Minn Kota Fortrex 80 24v 45"	•	\$	\$	\$			
Minn Kota Fortrex 80 24v 45" US	•	•	•	•			
Minn Kota Fortrex 80 24v 52"	•	•	•	•			
Minn Kota Fortrex 80 24v 52" US	•	•	•	•			
Minn Kota Fortrex 112 36v 45"	•	•	•	•	\$	\$	\$
Minn Kota Fortrex 112 36v 45" US	•	•	•	•	•	•	•
Minn Kota Fortrex 112 36v 52"	•	•	•	•	•	•	•
Minn Kota Fortrex 112 36v 52" US	•	•	•	•	•	•	•
Minn Kota Fortrex 80 24v 45" MDI	•	•	•	•			
Minn Kota Fortrex 80 24v 52" MDI	•	•	•	•			
Minn Kota Fortrex 112 36v 45" MDI	•	•	•	•	•	•	•
Minn Kota Fortrex 112 36v 52" MDI	•	•	•	•	•	•	•
Minn Kota Ultrex 80 24v 45"	•	•	•	•			
Minn Kota Ultrex 80 24v 52"	•	•	•	•			
Minn Kota Ultrex 112 36v 45"	•	•	•	•	•	•	•
Minn Kota Ultrex 112 36v 52"	•	•	•	•	•	•	•
Minn Kota Ultrex 80 24v 45" Link	•	•	•	•			
Minn Kota Ultrex 80 24v 52" Link	•	•	•	•			
Minn Kota Ultrex 112 36v 45" Link	•	•	•	•	•	•	•
Minn Kota Ultrex 112 36v 52" Link	•	•	•	•	•	•	•
Minn Kota Ultrex 80 24v 45" MDI	•	•	•	•			
Minn Kota Ultrex 80 24v 52" MDI	•	•	•	•			
Minn Kota Ultrex 112 36v 45" MDI	•	•	•	•	•	•	•
Minn Kota Ultrex 112 36v 52" MDI	•	•	•	•	•	•	•
Minn Kota Ultrex 80 24v 45" Link MDI	•	•	•	•			
Minn Kota Ultrex 80 24v 52" Link MDI	•	•	•	•			
Minn Kota Ultrex 112 36v 45" Link MD	•	•	•	•	•	•	•
Minn Kota Ultrex 112 36v 52" Link MDI	•	•	•	•	•	•	•

GARMIN							
Garmin Force - 50" 24V - 36V	•	•	•	•	•	•	•

LOWRANCE							
Lowrance Ghost - 47" 24V - 36V	•	•	•	•	•	•	•

MOTOR GUIDE							
Motor Guide X3 70 45" 24V	•						
Motor Guide X5 80 45" 24V	•	•	•	•			
Motor Guide X5 80 SONAR 45" 24V	•	•	•	•			
Motor Guide X5 80 50" 24V	•	•	•	•			
Motor Guide X5 80 SONAR 50" 24V	•	•	•	•			
Motor Guide X5 105 45" 36V	•	•	•	•	•	•	•
Motor Guide X5 105 SONAR 45" 36V	•	•	•	•	•	•	•
Motor Guide X5 105 50" 36V	•	•	•	•	•	•	•
Motor Guide X5 105 SONAR 50" 36V	•	•	•	•	•	•	•

GARMIN	818/819 Pro	721 Pro XP	919 Pro XP	19 PHX	920/921 Pro XP	920/921 Elite	20121 PHX
Garmin ECHOMAP Plus 73sv CH0 Exch at Console	•	•					
Garmin ECHOMAP Plus 73sv CH0 Exch at Bow	•	•					
Garmin ECHOMAP Plus 93sv CH0 Exch at Console	•	•	•		•	•	
Garmin ECHOMAP Plus 93sv CH0 Exch at Bow	•	•	•		•		
Garmin ECHOMAP Ultra 106sv CH0 Exch at Console	•	•	•	•	•	•	•
Garmin ECHOMAP Ultra 106sv CH0 Exch at Bow	•	•	•	•	•	•	•
Garmin ECHOMAP Ultra 126sv CH0 Exch at Console	•	•	•	•	•	•	•
Garmin ECHOMAP Ultra 126sv CH0 Exch at Bow	•	•	•	•	•	•	•
Garmin GPSMAP 1042 XSV CH0 Exch at Console	•	•	•	•	•	•	•
Garmin GPSMAP 1042 XSV CH0 Exch at Bow	•	•	•	•	•	•	•
Garmin GPSMAP 1242 XSV CH0 Exch at Console	•	•	•	•	•	•	•
Garmin GPSMAP 1242 XSV CH0 Exch at Bow	•	•	•	•	•	•	•
Garmin GPSMAP 1242 XSV Touch CH0 Exch at Console	•	•	•	•	•	•	•
Garmin GPSMAP 1242 XSV Touch CH0 Exch at Bow	•	•	•	•	•	•	•
Garmin GPSMAP 7607 XSV CH0 Exch at Console	•	•					
Garmin GPSMAP 7607 XSV CH0 Exch at Bow	•	•	•		•		
Garmin GPSMAP 7608 XSV CH0 Exch at Console	•	•	•	•	•	•	•
Garmin GPSMAP 7608 XSV CH0 Exch at Bow	•	•	•	•	•	•	•
Garmin GPSMAP 8610 XSV CH0 Exch at Console	•	•	•	•	•	•	•
Garmin GPSMAP 8610 XSV CH0 Exch at Bow	•	•	•	•	•	•	•
Garmin GPSMAP 8612 XSV CH0 Exch at Console	•	•	•	•	•	•	•
Garmin GPSMAP 8612 XSV CH0 Exch at Bow	•	•	•	•	•	•	•
Garmin GPSMAP 8616 XSV CH0 Exch at Console	•	•	•	•	•	•	•
Garmin GPSMAP 8616 XSV CH0 Exch at Bow	•	•	•	•	•	•	•
Garmin GT - 30 Transom Mount and GT - 8 In Hull Transducer Combo	•	•	•	•	•	•	•
Garmin GT - 30 Transom Mount and GT - 15 In Hull Transducer Combo	•	•	•	•	•	•	•
Garmin GT - 52 Trolling Motor Mount Transducer	•	•	•	•	•	•	•
Garmin GT - 54 UHD Trolling Motor Mount Transducer	•	•	•	•	•	•	•
Garmin Panoptix LiveScope TM Transducer and System w/ ext cable	•	•	•	•	•	•	•
Garmin LiveScope LVS 12 Transducer	•	•	•	•	•	•	•
Garmin Ethernet Expansion Port	•	•	•	•	•	•	•
Garmin Ethernet Cable	•	•	•	•	•	•	•
Garmin NMEA Harness	•	•	•	•	•	•	•

LOWRANCE	818/819 Pro	721 Pro XP	919 Pro XP	19 PHX	920/921 Pro XP	920/921 Elite	20121 PHX
Lowrance H00K² 5X Splitshot at Bow	\$						
Lowrance H00K² 5 Splitshot at Console	\$						
Lowrance H00K² 5 Splitshot at Bow	•						
Lowrance H00K² 7 Splitshot at Console	•	\$					
Lowrance H00K² 7 Splitshot at Bow	•	\$					
Lowrance H00K² 9 Splitshot Exchange at Console	•	•					
Lowrance H00K² 9 Splitshot Exchange at Bow	•	•					
Lowrance Elite 7 Ti2 Exch at Console	•	•					
Lowrance Elite 7 Ti2 Exch at Bow	•	•					
Lowrance Elite 9 Ti2 Exch at Console	•	•					
Lowrance Elite 9 Ti2 Exch at Bow	•	•					
Lowrance Elite 12 Ti2 Exch at Console	•	•					
Lowrance Elite 12 Ti2 Exch at Bow	•	•	•	•	•		
Lowrance HDS 7 LIVE Exch at Console	•	•					
Lowrance HDS 7 LIVE Exch at Bow	•	•	\$		\$		
Lowrance HDS 9 LIVE Exch at Console	•	•	\$		\$	\$	
Lowrance HDS 9 LIVE Exch at Bow	•	•	•	\$	•	\$	\$
Lowrance HDS 12 LIVE Exch at Console	•	•	•	\$	•	X	\$
Lowrance HDS 12 LIVE Exch at Bow	•	•	•	•	•	•	•
Lowrance HDS 16 LIVE Exch at Console	•	•	•	•	•	•	•
Lowrance HDS 16 LIVE Exch at Bow	•	•	•	•	•	•	•
Lowrance 3D Structure Scan Module	•	•	•	•	•	•	•
Lowrance Active Imaging 2-in-1 Transducer	•	•	\$	\$	\$	\$	\$
Lowrance Active Imaging 3-in-1 Transducer for TM	•	•	•	•	•	•	•
Lowrance HDI Trolling Motor Transducer	•	•	•	•	•	•	•
Lowrance WM-3 Sirius XM Weather	•	•	•	•	•	•	•
Lowrance Sonic Hub w/ Bluetooth Adapter	•	•	•	•	•	•	•
NMEA harness	•	•	\$	\$	\$	\$	\$
Ethernet Cable	•	•	\$	\$	\$	\$	\$
Point 1 Antenna	•	•	\$	\$	\$	\$	\$
Yamaha / Evinrude NMEA 2000 Engine Interface	•	•	•	•	•	•	•
Lowrance Livewell Temp Probes	•	•	•	•	•	•	•

BATTERY CHARGERS							
MK 220	•						
MK 330	•	•	•	•			
MK 330 PC	•	•	•	•			
MK 460 PC	•	•	•	•	•	•	•
Sportsman Series 2 x 10 Amp	\$						
Sportsman Series 3 x 10 Amp	•	\$	\$	\$			
Sportsman Series 4 x 10 Amp	•	•	•	•	\$	\$	\$
Professional Series 3 x 15 Amp	•	•	•	•			
Professional Series 4 x 15 Amp	•	•	•	•	•	•	•
3612 Piggyback Removable Charging System	•	•	•	•	•	•	•

HUMMINBIRD	818/819 Pro	721 Pro XP	919 Pro XP	19 PHX	920/921 Pro XP	920/921 Elite	20121 PHX
Humminbird G2 Helix 5 Chirp GPS Exch at Console							
Humminbird G2 Helix 5 Chirp GPS Exch at Bow	•						
Humminbird G2 Helix 5 Chirp DI Exch at Console	•						
Humminbird G2 Helix 5 Chirp DI Exch at Bow	•						
Humminbird G2 Helix 5 Chirp SI Exch at Console	•						
Humminbird G2 Helix 5 Chirp SI Exch at Bow	•						
Humminbird G3N Helix 7 Chirp GPS Exch at Console	•	•					
Humminbird G3N Helix 7 Chirp GPS Exch at Bow	•	•	•		•		
Humminbird G3N Helix 7 Chirp DI Exch at Console	•	•					
Humminbird G3N Helix 7 Chirp DI Exch at Bow	•	•	•		•		
Humminbird G3N Helix 7 Chirp SI Exch at Console	•	•	•		•	•	
Humminbird G3N Helix 7 Chirp SI Exch at Bow	•	•	•		•		
Humminbird G3N Helix 8 Chirp GPS Exch at Console	•	•	•		•	•	
Humminbird G3N Helix 8 Chirp GPS Exch at Bow	•	•	•		•		
Humminbird G3N Helix 8 Chirp DI Exch at Console	•	•	•		•	•	
Humminbird G3N Helix 8 Chirp DI Exch at Bow	•	•	•		•		
Humminbird G3N Helix 8 Chirp SI Exch at Console	•	•	•		•	•	
Humminbird G3N Helix 8 Chirp SI Exch at Bow	•	•	•		•		
Humminbird G3N Helix 9 Chirp GPS Exch at Console	•	•	•		•		
Humminbird G3N Helix 9 Chirp GPS Exch at Bow	•	•	•	•	•	•	•
Humminbird G3N Helix 9 Chirp MEGA DI Exch at Console	•	•	•	•	•	•	•
Humminbird G3N Helix 9 Chirp MEGA DI Exch at Bow	•	•	•	•	•	•	•
Humminbird G3N Helix 9 Chirp MEGA SI Exch at Console	•	•	•	•	•	•	•
Humminbird G3N Helix 9 Chirp MEGA SI Exch at Bow	•	•	•	•	•	•	•
Humminbird G3N Helix 10 Chirp GPS Exch at Console	•	•	•	•	•	•	•
Humminbird G3N Helix 10 Chirp GPS Exch at Bow	•	•	•	•	•	•	•
Humminbird G3N Helix 10 Chirp MEGA DI Exch at Console	•	•	•	•	•	•	•
Humminbird G3N Helix 10 Chirp MEGA DI Exch at Bow	•	•	•	•	•	•	•
Humminbird G3N Helix 10 Chirp MEGA SI Exch at Console	•	•	•	•	•	•	•
Humminbird G3N Helix 10 Chirp MEGA SI Exch at Bow	•	•	•	•	•	•	•
Humminbird SOLIX G2 10 Chirp MEGA DI GPS CH0 Exch at Console	•	•	•	•	•	•	•
Humminbird SOLIX G2 10 Chirp MEGA DI GPS CH0 Exch at Bow	•	•	•	•	•	•	•
Humminbird SOLIX G2 10 Chirp MEGA SI GPS Exch at Console	•	•	•	•	•	•	•
Humminbird SOLIX G2 10 Chirp MEGA SI GPS Exch at Bow	•	•	•	•	•	•	•
Humminbird SOLIX G2 12 Chirp MEGA DI GPS CH0 Exch at Console	•	•	•	•	•	•	•
Humminbird SOLIX G2 12 Chirp MEGA DI GPS CH0 Exch at Bow	•	•	•	•	•	•	•
Humminbird SOLIX G2 12 Chirp MEGA SI GPS Exch at Console	•	•	•	•	•	•	•
Humminbird SOLIX G2 12 Chirp MEGA SI GPS Exch at Bow	•	•	•	•	•	•	•
Humminbird SOLIX G2 15 Chirp MEGA DI GPS CH0 Exch at Console	•	•	•	•	•	•	•
Humminbird SOLIX G2 15 Chirp MEGA DI GPS CH0 Exch at Bow	•	•	•	•	•	•	•
Humminbird SOLIX G2 15 Chirp MEGA SI GPS Exch at Console	•	•	•	•	•	•	•
Humminbird SOLIX G2 15 Chirp MEGA SI GPS Exch at Bow	•	•	•	•	•	•	•
Humminbird SOLIX G2 MEGA DI Trolling Motor Transducer	•	•	•	•	•	•	•
Humminbird SOLIX G2 MEGA DI Transom Mount Transducer	•	•	•	•	•	•	•
Humminbird 360 Bow Mount	•	•	•	•	•	•	•
Humminbird 360 Transom Mount	•	•	•	•	•	•	•
Humminbird AS GPS HS	•	•	•	•	•	•	•
Ethernet Expansion AS ETH5PXG	•	•	•	•	•	•	•
Ethernet Link Cable w/ adapter	•	•	•	•	•	•	•

Build your Phoenix online at
phoenixbassboats.com

BUILD YOUR PHOENIX BOATS

ELECTRONICS	818/819 Pro	721 Pro XP	919 Pro XP	19 PHX	920/921 Pro XP	920/921 Elite	20/21 PHX
Ram Mount	•	•	•	•	•	•	•
Dual Unit Dash Mount Shroud	•	•	•	•	•	•	•
Stacked Bow Mount Shroud		•		•		•	•
Gimbal Mount for Dash	•	•	•	•	•	•	•
Removable Gimbal Mount over TM Recess	•		•		•		
Gimbal Mount on Bow Shroud	•	•	•	•	•	•	•
Transducershield Mounting Bracket	•	•	•	•	•	•	•

POWER POLES							
Black Blade Series 8' Power Pole	•	•	•	•	•	•	•
Color Upgrade to Blue / Red / White / Lime / Silver 8' Blade	•	•	•	•	•	•	•
Blade Series 10' Power Pole in any color	•	•	•	•	•	•	•
Installation fee for Pole and running hydraulic lines	•	•	•	•	•	•	•
Wireless Bow Foot Switch	•	•	•	•	•	•	•
All Poles to come with Lanyard and dash switch standard							
Travel Cover for 8' Power Pole	•	•	•	•	•	•	•

TALON SHALLOW WATER ANCHOR							
8' Talon in Red, Blue, Black, Silver, or White	•	•	•	•	•	•	•
10' Talon in Red, Blue, Black, Silver, or White	•	•	•	•	•	•	•
12' Talon in Red, Blue, Black, Silver, or White	•	•	•	•	•	•	•
15' Talon in Black or Silver	•	•	•	•	•	•	•
Installation fee for Pole and running electrical connection	•	•	•	•	•	•	•
Talon Jackplate Adapter Bracket	•	•	•	•	•	•	•
Talon Tilt Bracket	•	•	•	•	•	•	•
Talon Wireless Foot Switch	•	•	•	•	•	•	•
Dual Talon Lanyard Style Remote	•	•	•	•	•	•	•
Cover for 8', 10' or 12' Talon	•	•	•	•	•	•	•
Cover for 15' Talon	•	•	•	•	•	•	•

UPHOLSTERY							
Exchange Bike Seat/Pro Pole for Fold Seat	•	•	•	•	•	•	•
Exchange Fold Seat for Bike Seat/Pro Pole	•	•	•	•	•	•	•
Heated Driver and Passenger Seats	•	•	•	•	•	•	•
Bench Seat Center Section	•	•	•	•	•	•	•
Dual Elevation Drivers Seat Exchange	•	•	•	•	•	•	•
Guide Seat	•	•	•	•	•	•	•

JACK PLATES	818/819 Pro	721 Pro XP	919 Pro XP	19 PHX	920/921 Pro XP	920/921 Elite	20/21 PHX
TH Atlas Hydraulic Jack Plate Exchange	•	•	•	•	•	•	•
TH Black Atlas Hydraulic Jack Plate Exchange	•	•	•	•	•	•	•
TH Atlas Hydraulic Jack Plate Digital Gauge	•	•	•	•	•	•	•
TH Atlas Manual Jack Plate Exchange	•	•	•	•	•	•	•

PROPELLERS							
Mercury Stainless Steel Propellers	•	•	•	•	•	•	•
Yamaha Stainless Steel Propellers	•	•	•	•	•	•	•
Evinrude Stainless Steel Propellers	•	•	•	•	•	•	•

MISCELLANEOUS OPTIONS							
Extra Seat Base in Cockpit Floor	•	•	•	•	•	•	•
Custom Cover (S on 819)	•/S	\$	\$	\$	\$	\$	\$
Console Hardware Kit	•	•	•	•	•	•	•
Removable Dual Console	•	•	•	•	•	•	•
Built in Bow Lights	•	•	•	•	•	•	•
Slam Latch on Step Up Box	•	•	•	\$	•	•	\$
T & H Two Way Boat Alarm	•	•	•	•	•	•	•
Hydrowave H2	•	•	•	•	•	•	•
Heated Driver and Passenger Seats	•	•	•	•	•	•	•
Mercury Smartcraft Gauge	•	•	•	•	•	•	•
Mercury Merc Monitor System	•	•	•	•	•	•	•
Mercury SC 1000 Digital Gauge Package	•	•	•	•	•	•	•
Yamaha Digital Gauge Package	•	•	•	•	•	•	•
Oxygen Innovations Livewell System	•	•	•	•	•	•	•
Chrome Hull Decal Exchange	•	•	•	•	•	•	•
Pro Tech Padded Deck Front	•	•	•	\$	•	\$	\$
Pro Tech Padded Cooler Lid	•	•	•	•	•	•	•
Sea Dek Cockpit Floor Kit (Includes All Mats in cockpit area)	•	•	•	•	•	•	•
Rod Locker Bar With Alarm lock	•	•	•	•	•	•	•
Starboard Side Rod Organizer	•	•	•	•	•	•	•
Custom Fit Landing Net w/ Extra Long Handle	•	•	•	•	•	•	•
Fusion Bluetooth Stereo w/ 2 speakers	•	•	•	•	•	•	•
Additional Bilge Pump	•	•	\$	\$	\$	\$	\$
Phoenix Integrated Wiring System	•	•	\$	\$	\$	\$	\$
Phoenix Culling System	•	•	\$	\$	\$	\$	\$
Phoenix AIR Circulation System		•	•	•	•	•	•
Phoenix Carpet Decal Kit	•	•	•	•	•	•	•
Stainless Phoenix Package to include	•	•	\$	\$	\$	\$	\$
Phoenix Logo Tackle Storage Kit	•	•	•	•	•	•	•
RGB Deck Lighting Kit w/ Controller for color selection and dimmer	•	•	•	•	•	•	•

TRAILER OPTIONS	818/819 Pro	721 Pro XP	919 Pro XP	19 PHX	920/921 Pro XP	920/921 Elite	20/21 PHX
Spare Aluminum Wheel w/ Radial Tire	\$	\$	\$	\$	\$	\$	\$
Aluminum Wheel w/ Black Lug Nuts	\$	\$	\$		\$	\$	
Velocity Wheel Upgrade	•	•	•		•	\$	
Thoroughbred Wheel Upgrade w/ Colored Inserts	•	•	•	\$	•	•	\$
18" Matte Black Rampage Wheel Package	•	•	•	•	•	•	•
18" Chrome Warrior Wheel Package	•	•	•	•	•	•	•
Disc Brakes On Rear Axle	\$	\$	\$	\$	\$	\$	\$
Channel Frame Upgrade	•	•	•	•	•	•	•
Galvanized Frame	•	•	•	•	•	•	•
Aluminum Trailer Upgrade	•	•	•	•	•	•	•
Tandem Axle Upgrade / S on 819	•	\$	\$	\$	\$	\$	\$
Swing Tongue	\$	\$	\$	\$	\$	\$	\$
Phoenix Lazer Cut Step Pads	•	\$	\$	\$	\$	\$	\$
Bow Steps	•	\$	\$	\$	\$	\$	\$
Trick Step Bow Step	•	•	•	•	•	•	•
Extra Large Bow step on Starboard Side Only	•	•	•	•	•	•	•
Swing Out Spare Tire Carrier Mount	•	•	•	•	•	•	•
Ratchet Tie Downs	•	\$	\$	\$	\$	\$	\$
Fiberglass Fender Upgrade		•			•	•	•
Stainless Steel Fenders (Warrior)	•	•	•	•	•	•	•
Stainless Steel Fenders (Tandem)	•	•	•	•	•	•	•
Stainless Steel Fenders (Single) / on 819	•						
Dual Disc Upgrade	•	•	•	•	•	•	•
Gator Hyde Coating (Black)	\$	\$	\$	\$	\$	\$	\$
Paint on top of Gator Hyde Finish	•	•	•	•	•	•	•
Trailer Shocks (Tandem)	•	•	•	•	•	•	•
Trailer Shocks (Single) / on 819	•						
Rigid Backup Light Kit	•	•	•	•	•	•	•
Fulton F2 Jack and Winch Upgrade	•	•	\$	\$	\$	\$	\$
Black Fulton F2 Jack and Winch Upgrade	•	•	•	•	•	•	•



VELOCITY
Wheel Upgrade




THOROUGHBRED
Wheel Upgrade
Inserts Available in Red,
Blue, Lime, Orange,
Yellow, and Silver



18" MATTE BLACK
RAMPAGE
Wheel Upgrade



18" CHROME
WARRIOR
Wheel Upgrade



Optional Guide Seat

Optional Built in Bow Lights

Optional Trick Step Bow Step


Build your Phoenix online at phoenixbassboats.com

BUILD YOUR PHOENIX BOATS

GEL COAT & POLYFLAKE



VINYL



CARPET



G - GEL COAT | P - POLYFLAKE | C - CARPET | V - VINYL | VT - TEXTURED VINYL

Build your Phoenix online at phoenixbassboats.com



For more information on our
First Flight Reward program visit
www.phoenixfirstflight.com



Find your local Phoenix dealer at
phoenixbassboats.com

[f](#) [t](#) [@](#) /PhoenixBassBoats

© 2020 Copyright Phoenix Boats® Phoenix Boats® may introduce new colors, fabrics, styling and options throughout the year. Specifications and models shown are subject to change without notice. Some boats in this catalog contain optional equipment.

730 Industrial Drive, Winchester, TN 37398 | 931.967.7210